

Liftcrane Jib Capacities

Jib No. 134 on
 Boom No. B10:82A
 149,600 lb Crane Counterweight
 0 lb Carbody Counterweight
 Crawler Machine on a Barge
 0 Degree thru 3 Degree Static Machine List
 No Travel - 360 Degree Rating

MLC250 SERIES 1



LIFTING CAPACITIES: Chart supplements Boom Capacity chart No. 9894-A. Lifting capacities are for a crawler machine when operating on a barge. Machine shall be positively secured to prevent shifting. Lifting capacities for various boom lengths, jib lengths, and jib operating radii are for freely suspended loads and may be based on percent of static tipping or strength of structural components. Capacities must be reduced by applicable deducts.

Weight of all load blocks, hooks, weight ball, slings, hoist lines, etc., beneath boom and jib point sheaves is considered part of load. Boom and jib are not to be lowered beyond radii where combined weights are greater than rated capacity. Where no capacity is shown, operation is not intended or approved.

OPERATING CONDITIONS: Machine to operate on a firm and uniformly supporting surface with gantry up and machine list not to exceed degrees noted. Refer to Boom Rigging No. 80137888, Jib Rigging No. 80117860, Wire Rope Specifications chart No. 9916-A, Counterweight Arrangements chart No. 9893-A, and Wind Conditions chart No. 9917-A. Crane operator judgment must be used to allow for dynamic load effects of swinging, hoisting or lowering, wind conditions, as well as adverse operating conditions and physical machine depreciation. Refer to the Operator Manual for operating guidelines.



OPERATING RADIUS: Operating radius is horizontal distance from axis of rotation at barge deck to center of vertical hoist line or load block.



BOOM ANGLE: Boom angle in degrees (°) is angle between horizontal and centerline of boom butt and inserts, and is an indication of operating radius. In all cases, operating radius shall govern capacity.



JIB POINT ELEVATION: Jib point elevation is vertical distance from barge deck to centerline of jib point shaft.

MACHINE EQUIPMENT: Machine equipped with 28 ft 2 in. crawlers, 48 in. or 60 in. treads, 10 ft 3 in. retractable gantry, 30 ft live mast, 20 part boom hoist reeving, and boom support straps.

Refer to Tables 1 and 2 for raising ability with the maximum weight of all load blocks, hooks, weight ball, slings, and hoist lines beneath boom and jib point sheaves. For block weights shown with #, load blocks, hooks, weight ball, and slings must remain on barge deck until combined weights are within rated capacity of chart. Raising is not permitted in shaded areas of table.

Caution: Combined weight beneath boom and jib point sheaves must not exceed block weight shown. Total weight beneath jib point must not exceed 3,000 lb.

Table 1

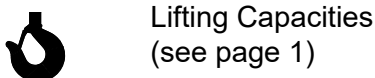
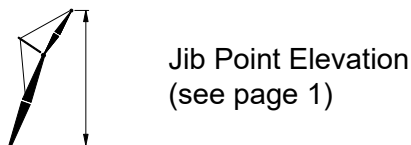
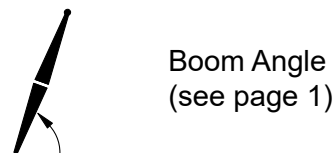
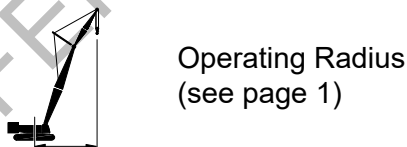
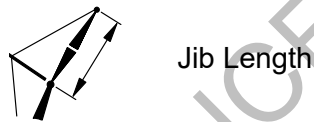

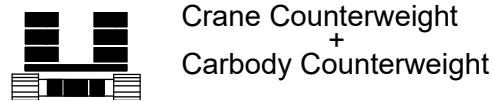
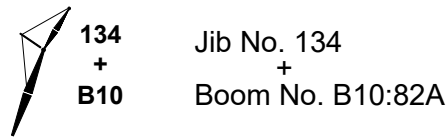
Over End or Side of Crawlers													
Boom Length (ft)	Maximum Number of Lower Boom Point Sheaves	Jib No. 134											
		30.0 ft		40.0 ft		50.0 ft		60.0 ft		70.0 ft		80.0 ft	
		Block Weight (lb)											
		0°	1° - 3°	0°	1° - 3°	0°	1° - 3°	0°	1° - 3°	0°	1° - 3°	0°	1° - 3°
90.0 - 110.0	8	13,000	13,000	13,000	13,000	13,000	13,000	13,000	13,000	13,000	12,700	10,800	10,400
120.0	8	13,000	13,000	13,000	13,000	13,000	13,000	13,000	12,200	12,200	11,200	10,700	10,200
130.0	8	13,000	13,000	13,000	12,400	13,000	12,000	11,200	10,200	10,300	9,400	9,300	8,500
140.0	8	12,600	11,400	12,300	11,100	11,200	10,000	10,100	9,000	8,600	7,800	7,800	7,000
150.0	8	10,200	9,200	10,000	8,900	9,100	8,000	8,100	7,100	6,900	6,000	6,100	5,300
160.0	8	8,800	7,900	8,000	7,100	7,200	6,300	6,400	5,600	5,400	4,600	4,700	3,900
170.0	8	6,200	5,500	5,500	4,700	4,700	3,900	3,800	3,100	3,100	#	#	#
180.0	8	4,000	3,300	3,200	#	#	#	#	#	#	#	#	#
190.0	8	#	#	#	#	#	#	#	#	#	#	#	#
200.0	8	#	#	#	#	#	#	#	#	#	#	#	#
210.0	8	#	#	#	#	#	#	#	#	#	#	#	#
220.0	8	#	#	#	#	#	#	#	#	#	#	#	#
Raising Not Permitted													

Table 2

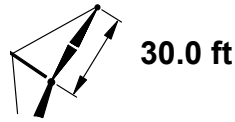
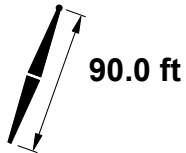
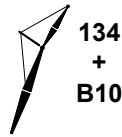
Over End of Blocked Crawlers													
Boom Length (ft)	Maximum Number of Lower Boom Point Sheaves	Jib No. 134											
		30.0 ft		40.0 ft		50.0 ft		60.0 ft		70.0 ft		80.0 ft	
		Block Weight (lb)											
		0°	1° - 3°	0°	1° - 3°	0°	1° - 3°	0°	1° - 3°	0°	1° - 3°	0°	1° - 3°
90.0 - 110.0	8	13,000	13,000	13,000	13,000	13,000	13,000	13,000	13,000	13,000	12,700	10,800	10,400
120.0	8	13,000	13,000	13,000	13,000	13,000	13,000	13,000	12,200	12,200	11,200	10,700	10,200
130.0	8	13,000	13,000	13,000	12,400	13,000	12,000	11,200	10,200	10,300	9,400	9,300	8,500
140.0	8	12,600	11,400	12,300	11,100	11,200	10,000	10,100	9,000	8,600	7,800	7,800	7,000
150.0	8	10,200	9,200	10,000	8,900	9,100	8,000	8,100	7,100	6,900	6,000	6,100	5,300
160.0	8	9,100	7,900	8,200	7,100	7,300	6,300	6,500	5,600	5,400	4,600	4,700	4,000
170.0	8	7,100	6,100	6,400	5,400	5,600	4,700	4,900	4,000	4,400	4,000	4,200	4,000
180.0	8	5,400	4,400	4,700	4,100	4,100	4,000	4,000	4,000	4,000	4,000	4,000	3,700
190.0	8	4,000	4,100	4,000	4,000	4,000	3,500	3,400	#	#	#	#	#
200.0	8	3,500	#	#	#	#	#	#	#	#	#	#	#
210.0	8	#	#	#	#	#	#	#	#	#	#	#	#
220.0	8	#	#	#	#	#	#	#	#	#	#	#	#
Raising Not Permitted													

Warning: Crane must remain in-line with crawlers when raising over end of blocked crawlers until operating radius is within 360 degree chart. Crane tipping or structural damage can occur.

Explanation of Symbols

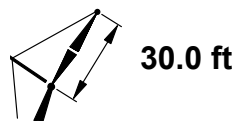
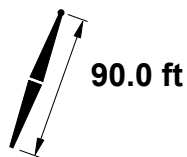


MLC250 S-1



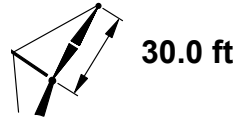
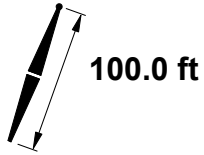
	5°							15°							
	ft	°	ft	149,600 lb + 0 lb				ft	°	ft	149,600 lb + 0 lb				ft
				0°	1°	2°	3°				0°	1°	2°	3°	
			lb	lb	lb	lb				lb	lb	lb	lb		
30	79.2	125.6	59,000	57,400				79.3	123.6	59,000	52,900			30	
35	76.7	124.4	59,000	56,100	49,500	44,500	76.8	122.2	59,000	52,000			35		
40	74.3	123.0	59,000	54,800	48,600	43,700	74.2	120.6	58,000	51,200	46,500	42,100	40		
45	71.7	121.3	59,000	53,700	47,700	43,100	71.7	118.7	56,900	50,400	45,800	41,600	45		
50	69.2	119.4	59,000	52,600	46,900	42,300	69.0	116.5	56,000	49,700	44,800	40,800	50		
55	66.6	117.3	58,700	51,600	46,200	41,700	66.4	114.0	55,100	49,100	44,300	40,400	55		
60	63.9	114.8	57,500	50,700	45,400	41,200	63.6	111.3	54,300	48,500	43,800	40,000	60		
65	61.2	112.1	56,300	49,800	44,800	40,600	60.8	108.2	53,500	47,900	43,500	39,700	65		
70	58.4	109.1	55,300	49,100	44,100	40,200	57.9	104.8	51,600	47,500	43,100	39,400	70		
75	55.5	105.7	54,400	48,400	43,600	39,700	54.9	100.9	49,100	47,100	42,800	39,200	75		
80	52.5	101.9	49,700	47,700	43,100	39,300	51.7	96.7	46,100	44,400	42,600	39,000	80		
85	49.4	97.6	45,500	43,900	42,300	38,900	48.4	91.9	42,400	40,900	39,600	38,300	85		
90	46.1	92.9	41,900	40,400	39,100	37,800	44.8	86.5	39,000	37,800	36,600	35,500	90		
95	42.6	87.6	38,600	37,400	36,200	35,100	41.0	80.3	36,100	35,000	34,000	33,000	95		
100	38.9	81.5	35,700	34,700	33,600	32,700	36.9	73.2	33,400	32,500	31,600	30,800	100		
105	34.8	74.5	33,100	32,200	31,300	30,500	32.1	64.8	31,000	30,200	29,500	28,700	105		
110	30.2	66.3	30,700	30,000	29,200	28,500							110		
115	24.8	56.2	28,600	27,900	27,300	26,700							115		

MLC250 S-1



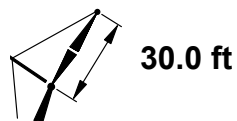
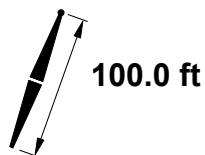
		25°					
		149,600 lb + 0 lb					
		0° 1° 2° 3°					
		lb					
		ft					
		ft					
		lb					
		ft					
30							30
35							35
40	79.3	120.5	48,800	47,700			40
45	76.7	118.8	46,200	45,200	44,200	40,300	45
50	74.1	116.9	43,800	43,000	42,200	40,100	50
55	71.4	114.7	41,700	41,000	40,300	39,700	55
60	68.7	112.2	39,800	39,200	38,600	38,100	60
65	65.9	109.4	38,200	37,600	37,100	36,600	65
70	63.1	106.3	36,700	36,200	35,800	35,300	70
75	60.1	102.8	35,300	34,900	34,500	34,200	75
80	57.0	98.8	34,100	33,800	33,500	33,100	80
85	53.7	94.5	33,100	32,800	32,500	32,200	85
90	50.3	89.5	32,100	31,900	31,600	31,400	90
95	46.7	84.0	31,300	31,100	30,900	30,700	95
100	42.7	77.6	30,500	30,400	30,200	30,100	100
105							105
110							110
115							115

MLC250 S-1



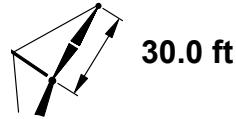
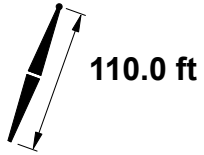
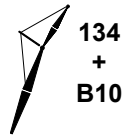
	5°							15°								
	ft	°	ft	0° lb	1° lb	2° lb	3° lb	ft	°	ft	0° lb	1° lb	2° lb	3° lb	ft	
30	80.0	135.8	59,000													30
35	77.8	134.7	59,000	56,400	49,800	44,600										35
40	75.5	133.4	59,000	55,200	48,900	43,900										40
45	73.2	131.9	59,000	54,200	48,100	43,300										45
50	70.9	130.2	59,000	53,100	47,300	42,600										50
55	68.5	128.2	59,000	52,200	46,500	42,000										55
60	66.1	126.0	58,300	51,300	45,800	41,500										60
65	63.6	123.5	57,200	50,400	45,200	41,000										65
70	61.1	120.8	56,200	49,700	44,600	40,500										70
75	58.5	117.7	53,900	49,000	44,000	40,100										75
80	55.9	114.4	49,100	47,000	43,500	39,700										80
85	53.1	110.7	44,900	43,100	41,400	39,300										85
90	50.3	106.5	41,200	39,700	38,200	36,700										90
95	47.3	102.0	38,000	36,600	35,300	34,100										95
100	44.2	96.9	35,100	33,900	32,800	31,700										100
105	40.8	91.3	32,500	31,500	30,500	29,500										105
110	37.3	84.8	30,200	29,300	28,400	27,500										110
115	33.3	77.5	28,000	27,200	26,500	25,700										115
120	28.9	68.8	26,100	25,400	24,700	24,100										120
125	23.7	58.2	24,300	23,700	23,100	22,600										125

MLC250 S-1



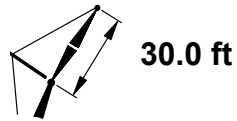
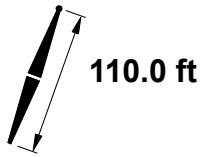
		25°					
		0°					
		1°					
		2°					
		3°					
ft	°	ft	lb	lb	lb	lb	ft
30							30
35							35
40	80.2	130.9	49,800				40
45	77.8	129.3	47,200	46,200	44,300	40,300	45
50	75.4	127.6	44,900	44,100	43,200	40,100	50
55	73.0	125.6	42,900	42,100	41,400	39,900	55
60	70.5	123.3	41,100	40,400	39,700	39,100	60
65	68.0	120.8	39,400	38,800	38,200	37,700	65
70	65.4	118.0	37,900	37,400	36,900	36,400	70
75	62.8	114.9	36,600	36,100	35,600	35,200	75
80	60.1	111.4	35,300	34,900	34,500	34,200	80
85	57.2	107.6	34,200	33,900	33,500	33,200	85
90	54.3	103.3	33,200	32,900	32,600	32,400	90
95	51.2	98.6	32,300	32,100	31,800	31,600	95
100	48.0	93.4	31,500	31,300	31,100	30,900	100
105	44.5	87.4	30,800	30,700	30,500	30,200	105
110							110
115							115
120							120
125							125

MLC250 S-1



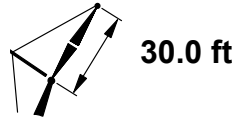
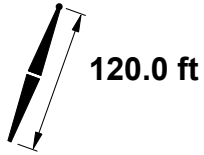
	5°							15°						
	ft	°	ft	0° lb	1° lb	2° lb	3° lb	°	ft	0° lb	1° lb	2° lb	3° lb	ft
30	80.8	145.9	59,000					80.8	144.2	59,000				30
35	78.7	144.9	59,000	56,600	49,900			78.7	143.0	59,000	52,400	46,700		35
40	76.6	143.7	59,000	55,500	49,100	44,100		76.6	141.6	58,700	51,600	46,200	41,800	40
45	74.4	142.3	59,000	54,500	48,300	43,400		74.4	140.0	57,800	50,900	45,700	41,400	45
50	72.3	140.8	59,000	53,500	47,600	42,800		72.3	138.1	56,900	50,300	45,200	41,000	50
55	70.1	139.0	59,000	52,600	46,800	42,300	72.2	138.1	138.1	56,900	50,300	45,200	41,000	55
60	67.9	136.9	59,000	51,800	46,200	41,800	70.0	136.1	136.1	56,100	49,700	44,700	40,700	60
65	65.7	134.7	58,000	51,000	45,500	41,200	67.7	133.8	133.8	55,300	49,100	44,300	40,300	65
70	63.4	132.2	56,900	50,200	45,000	40,700	65.4	131.3	131.3	54,600	48,700	43,900	40,000	70
75	61.0	129.4	53,400	49,500	44,400	40,300	63.1	128.6	128.6	53,900	48,200	43,600	39,700	75
80	58.7	126.4	48,600	46,300	43,900	39,900	60.7	125.5	125.5	49,300	47,000	43,200	39,600	80
85	56.2	123.1	44,400	42,400	40,500	38,800	58.2	122.2	122.2	45,100	43,100	41,200	39,300	85
90	53.7	119.4	40,700	39,000	37,300	35,800	55.6	118.5	118.5	41,300	39,600	37,900	36,400	90
95	51.0	115.4	37,400	35,900	34,500	33,100	53.0	114.4	114.4	38,000	36,500	35,000	33,700	95
100	48.3	111.0	34,500	33,200	32,000	30,700	50.3	110.0	110.0	35,100	33,700	32,400	31,200	100
105	45.5	106.2	31,900	30,800	29,700	28,600	47.4	105.1	105.1	32,400	31,200	30,100	29,000	105
110	42.5	100.8	29,600	28,600	27,600	26,600	44.3	99.6	99.6	30,000	29,000	28,000	27,000	110
115	39.3	94.8	27,500	26,600	25,700	24,800	41.1	93.6	93.6	27,800	26,900	26,000	25,200	115
120	35.8	88.0	25,500	24,700	24,000	23,200	37.6	86.7	86.7	25,800	25,000	24,300	23,500	120
125	32.0	80.3	23,800	23,100	22,400	21,700	33.8	78.8	78.8	24,000	23,300	22,600	22,000	125
130	27.8	71.2	22,100	21,500	20,900	20,300								130
135	22.8	60.1	20,600	20,100	19,600	19,100								135

MLC250 S-1



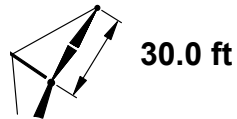
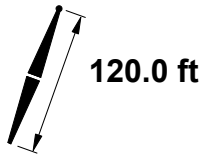
				25°					
				149,600 lb + 0 lb					
				0°	1°	2°	3°		
				lb	lb	lb	lb		
ft	°	ft		lb	lb	lb	lb	ft	
30								30	
35								35	
40	80.9	141.2		50,700				40	
45	78.7	139.8		48,200	47,200	44,300		45	
50	76.5	138.2		46,000	45,100	44,000	40,000	50	
55	74.3	136.3		44,000	43,100	42,400	39,900	55	
60	72.1	134.3		42,200	41,400	40,700	39,700	60	
65	69.8	132.0		40,500	39,900	39,200	38,700	65	
70	67.4	129.4		39,000	38,500	37,900	37,400	70	
75	65.0	126.6		37,700	37,200	36,700	36,200	75	
80	62.6	123.5		36,500	36,000	35,600	35,100	80	
85	60.1	120.1		35,300	34,900	34,500	34,200	85	
90	57.5	116.3		34,300	34,000	33,600	33,300	90	
95	54.8	112.2		33,400	33,100	32,800	32,500	95	
100	51.9	107.7		32,500	32,300	32,000	31,700	100	
105	49.0	102.6		31,800	31,500	30,500	29,400	105	
110	45.9	97.0		30,300	29,300	28,300	27,300	110	
115	42.5	90.8		28,100	27,200	26,300	25,500	115	
120								120	
125								125	
130								130	
135								135	

MLC250 S-1



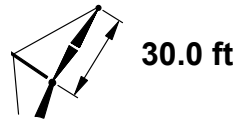
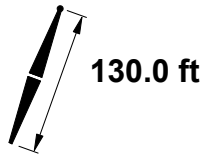
	5°							15°						
	ft	°	ft	0° lb	1° lb	2° lb	3° lb	°	ft	0° lb	1° lb	2° lb	3° lb	ft
35	79.4	155.2	59,000	56,800				79.5	153.3	59,000	52,500			35
40	77.5	154.0	59,000	55,800				77.5	152.0	59,000	51,800			40
45	75.5	152.8	59,000	54,800	49,200	44,100		75.5	150.5	58,100	51,100	46,200	41,800	45
50	73.5	151.3	59,000	53,800	47,700	42,900		73.5	148.8	57,200	50,500	45,300	41,100	50
55	71.5	149.6	59,000	53,000	47,100	42,400								55
60	69.5	147.7	59,000	52,100	46,400	41,900	71.4	146.9	56,400	49,900	44,800	40,700		60
65	67.4	145.7	58,600	51,400	45,800	41,500	69.3	144.8	55,700	49,400	44,400	40,400		65
70	65.3	143.4	57,600	50,600	45,300	41,000	67.2	142.5	55,000	48,900	44,100	40,100		70
75	63.2	140.8	53,100	49,900	44,800	40,500	65.1	140.0	54,000	48,400	43,700	39,900		75
80	61.0	138.1	48,300	45,800	43,500	40,200	62.9	137.2	49,100	46,600	43,400	39,600		80
85	58.7	135.1	44,100	41,900	39,900	38,100	60.6	134.2	44,800	42,700	40,600	38,700		85
90	56.5	131.8	40,400	38,500	36,800	35,100	58.3	130.8	41,100	39,200	37,400	35,700		90
95	54.1	128.2	37,100	35,500	34,000	32,500	56.0	127.2	37,800	36,100	34,500	33,100		95
100	51.7	124.3	34,300	32,800	31,400	30,100	53.5	123.3	34,800	33,400	32,000	30,600		100
105	49.2	120.0	31,700	30,400	29,200	28,000	51.0	118.9	32,200	30,900	29,600	28,500		105
110	46.5	115.3	29,300	28,200	27,100	26,100	48.3	114.2	29,800	28,600	27,500	26,500		110
115	43.8	110.2	27,200	26,200	25,200	24,300	45.6	109.0	27,600	26,600	25,600	24,700		115
120	40.9	104.5	25,300	24,400	23,500	22,700	42.6	103.3	25,600	24,700	23,800	23,000		120
125	37.8	98.2	23,500	22,700	21,900	21,200	39.5	96.9	23,800	23,000	22,200	21,500		125
130	34.5	91.1	21,900	21,200	20,500	19,800	36.2	89.7	22,100	21,400	20,700	20,100		130
135	30.9	83.0	20,400	19,700	19,100	18,500	32.5	81.5	20,600	20,000	19,300	18,700		135
140	26.8	73.6	19,000	18,400	17,900	17,400								140
145	22.0	62.0	17,600	17,200	16,700	16,300								145

MLC250 S-1



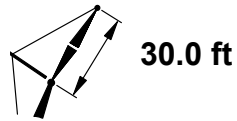
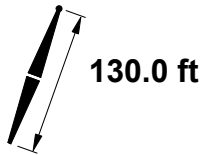
		25°					
		149,600 lb + 0 lb					
		0° 1° 2° 3°					
		lb					
ft	°	ft	lb	lb	lb	lb	ft
35							35
40							40
45	79.5	150.2	49,100	48,000			45
50	77.5	148.7	46,900	45,900	43,900	40,000	50
55	75.4	147.0	45,000	44,100	43,200	39,900	55
60	73.4	145.0	43,200	42,400	41,600	39,700	60
65	71.2	142.9	41,600	40,900	40,200	39,500	65
70	69.1	140.6	40,100	39,500	38,800	38,300	70
75	66.9	138.0	38,700	38,200	37,600	37,100	75
80	64.7	135.2	37,500	37,000	36,500	36,000	80
85	62.4	132.1	36,400	35,900	35,500	35,100	85
90	60.1	128.7	35,300	34,900	34,500	34,200	90
95	57.6	125.0	34,400	34,000	33,700	33,300	95
100	55.2	121.0	33,500	33,200	32,500	31,100	100
105	52.6	116.6	32,600	31,300	30,100	28,900	105
110	49.9	111.8	30,200	29,000	27,900	26,900	110
115	47.0	106.5	27,900	26,900	25,900	25,000	115
120	44.0	100.5	25,900	25,000	24,100	23,300	120
125							125
130							130
135							135
140							140
145							145

MLC250 S-1



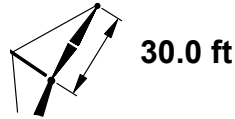
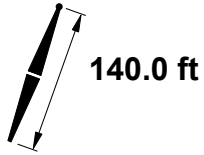
	5°							15°						
	ft	°	ft	0° lb	1° lb	2° lb	3° lb	°	ft	0° lb	1° lb	2° lb	3° lb	ft
35	80.1	165.3	59,000											35
40	78.3	164.3	59,000	55,900	49,200			80.2	163.5	59,000				40
45	76.4	163.1	59,000	54,900	48,500	43,600		78.3	162.3	59,000	51,900	46,300		45
50	74.6	161.7	59,000	54,100	47,800	43,000		76.4	160.9	58,400	51,200	45,800	41,400	50
55	72.7	160.2	59,000	53,300	47,200	42,500		74.6	159.3	57,500	50,700	45,300	41,100	55
60	70.8	158.4	59,000	52,400	46,600	42,000		72.7	157.6	56,700	50,100	45,000	40,800	60
65	68.9	156.5	59,000	51,700	46,100	41,600		70.7	155.7	56,000	49,600	44,600	40,500	65
70	66.9	154.4	58,200	51,000	45,500	41,100		68.8	153.5	55,400	49,100	44,200	40,200	70
75	65.0	152.1	52,700	49,700	44,900	40,800		66.8	151.2	53,700	48,700	43,900	39,900	75
80	63.0	149.5	47,900	45,200	42,800	40,300		64.8	148.6	48,700	46,100	43,500	39,700	80
85	60.9	146.7	43,700	41,400	39,200	37,200		62.7	145.8	44,500	42,200	40,000	38,000	85
90	58.8	143.7	40,000	38,000	36,100	34,300		60.6	142.8	40,700	38,700	36,800	35,000	90
95	56.7	140.5	36,700	35,000	33,300	31,700		58.4	139.5	37,400	35,600	33,900	32,300	95
100	54.5	136.9	33,800	32,300	30,800	29,400		56.2	136.0	34,400	32,900	31,400	30,000	100
105	52.2	133.1	31,200	29,900	28,500	27,300		54.0	132.1	31,800	30,400	29,100	27,800	105
110	49.9	128.9	28,900	27,700	26,500	25,400		51.6	127.9	29,400	28,200	27,000	25,800	110
115	47.5	124.4	26,800	25,700	24,600	23,600		49.2	123.3	27,200	26,100	25,100	24,000	115
120	45.0	119.4	24,900	23,900	22,900	22,000		46.6	118.3	25,300	24,300	23,300	22,400	120
125	42.3	114.0	23,100	22,200	21,400	20,500		43.9	112.8	23,500	22,600	21,700	20,900	125
130	39.5	108.1	21,500	20,700	19,900	19,200		41.1	106.8	21,800	21,000	20,200	19,500	130
135	36.6	101.5	20,000	19,300	18,600	17,900		38.1	100.1	20,200	19,500	18,800	18,200	135
140	33.4	94.1	18,600	17,900	17,300	16,700		34.9	92.6	18,800	18,200	17,600	16,900	140
145	29.9	85.6	17,300	16,700	16,200	15,600		31.3	84.0	17,500	16,900	16,400	15,800	145
150	25.9	75.8	16,100	15,600	15,100	14,600								150
155	21.3	63.9	14,900	14,500	14,100	13,700								155

MLC250 S-1



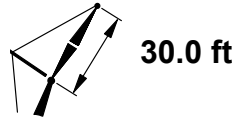
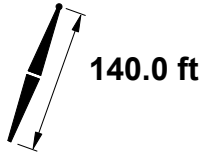
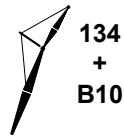
		25°					
		149,600 lb + 0 lb					
ft	°	ft	0° lb	1° lb	2° lb	3° lb	ft
35							35
40							40
45	80.2	160.5	49,900				45
50	78.3	159.1	47,800	46,800	43,900		50
55	76.4	157.5	45,900	44,900	43,700	39,800	55
60	74.5	155.7	44,100	43,300	42,500	39,700	60
65	72.5	153.8	42,500	41,800	41,000	39,500	65
70	70.5	151.6	41,100	40,400	39,700	39,100	70
75	68.5	149.2	39,700	39,100	38,500	38,000	75
80	66.5	146.6	38,500	37,900	37,400	36,900	80
85	64.4	143.8	37,300	36,800	36,400	35,900	85
90	62.2	140.7	36,300	35,800	35,400	35,000	90
95	60.1	137.4	35,300	34,900	34,500	32,900	95
100	57.8	133.8	34,400	33,400	31,900	30,500	100
105	55.5	129.8	32,300	30,900	29,600	28,300	105
110	53.1	125.5	29,900	28,600	27,400	26,300	110
115	50.6	120.9	27,600	26,500	25,400	24,400	115
120	48.0	115.7	25,600	24,600	23,700	22,700	120
125	45.3	110.1	23,800	22,900	22,000	21,200	125
130	42.4	103.9	22,000	21,200	20,500	19,700	130
135							135
140							140
145							145
150							150
155							155

MLC250 S-1



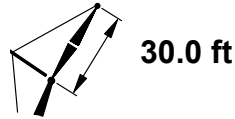
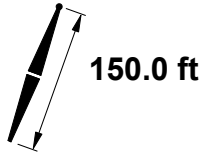
	5°							15°								
	ft	°	ft	0° lb	1° lb	2° lb	3° lb	ft	°	ft	0° lb	1° lb	2° lb	3° lb	ft	
35	80.7	175.5	59,000													35
40	79.0	174.5	59,000	55,900	49,200			80.8	173.7	59,000						40
45	77.3	173.4	59,000	55,000	48,500	43,500		79.0	172.6	59,000	51,900					45
50	75.5	172.1	59,000	54,200	47,900	43,000		77.3	171.3	58,500	51,300	45,800	41,300			50
55	73.8	170.7	59,000	53,400	47,300	42,600		75.5	169.8	57,700	50,800	45,300	41,100			55
60	72.0	169.0	59,000	52,700	46,700	42,100		73.7	168.2	57,000	50,200	45,000	40,700			60
65	70.2	167.2	59,000	51,900	46,200	41,700		71.9	166.4	56,300	49,700	44,600	40,500			65
70	68.4	165.3	58,000	51,300	45,600	41,200		70.1	164.4	55,600	49,300	44,200	40,200			70
75	66.5	163.1	52,400	49,200	45,200	40,800		68.3	162.2	53,400	48,800	43,900	40,000			75
80	64.7	160.7	47,500	44,800	42,200	39,800		66.4	159.9	48,500	45,600	43,000	39,700			80
85	62.8	158.2	43,300	40,900	38,600	36,500		64.5	157.3	44,200	41,700	39,400	37,300			85
90	60.9	155.4	39,700	37,500	35,500	33,700		62.5	154.5	40,400	38,300	36,200	34,400			90
95	58.9	152.4	36,400	34,500	32,800	31,100		60.6	151.5	37,100	35,200	33,400	31,700			95
100	56.9	149.2	33,500	31,800	30,300	28,800		58.5	148.2	34,200	32,500	30,900	29,400			100
105	54.8	145.7	30,900	29,400	28,000	26,700		56.5	144.7	31,500	30,000	28,600	27,200			105
110	52.7	141.9	28,600	27,300	26,000	24,800		54.3	140.9	29,100	27,800	26,500	25,300			110
115	50.5	137.8	26,500	25,300	24,100	23,000		52.1	136.8	27,000	25,700	24,600	23,500			115
120	48.3	133.4	24,500	23,500	22,400	21,400		49.9	132.3	25,000	23,900	22,900	21,900			120
125	46.0	128.6	22,800	21,800	20,900	20,000		47.5	127.5	23,200	22,200	21,300	20,400			125
130	43.5	123.4	21,200	20,300	19,400	18,600		45.1	122.2	21,500	20,600	19,800	19,000			130
135	41.0	117.7	19,700	18,900	18,100	17,400		42.5	116.5	20,000	19,200	18,400	17,700			135
140	38.3	111.5	18,300	17,600	16,900	16,200		39.8	110.2	18,600	17,800	17,200	16,500			140
145	35.4	104.6	17,000	16,300	15,700	15,100		36.9	103.2	17,200	16,600	16,000	15,400			145
150	32.3	96.9	15,800	15,200	14,700	14,100		33.7	95.4	16,000	15,400	14,900	14,300			150
155	28.9	88.2	14,700	14,100	13,700	13,200										155
160	25.1	78.0	13,600	13,100	12,700	12,300										160
165	20.6	65.6	12,600	12,200	11,800	11,400										165

MLC250 S-1



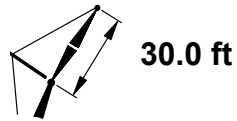
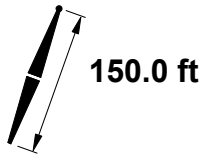
		25°					
		0°					
		1°					
		2°					
		3°					
ft	°	ft	lb	lb	lb	lb	ft
35							35
40							40
45	80.8	170.8	50,600				45
50	79.0	169.5	48,600	47,500			50
55	77.3	168.0	46,700	45,700	43,700	39,800	55
60	75.4	166.3	45,000	44,100	43,300	39,600	60
65	73.6	164.5	43,400	42,600	41,800	39,500	65
70	71.8	162.5	42,000	41,200	40,500	39,400	70
75	69.9	160.3	40,600	40,000	39,300	38,700	75
80	68.0	157.9	39,400	38,800	38,200	37,700	80
85	66.1	155.3	38,300	37,700	37,200	36,700	85
90	64.1	152.4	37,200	36,700	36,200	35,000	90
95	62.1	149.4	36,200	35,800	34,100	32,400	95
100	60.1	146.0	34,800	33,100	31,500	29,900	100
105	58.0	142.5	32,000	30,500	29,100	27,700	105
110	55.8	138.6	29,600	28,300	27,000	25,700	110
115	53.6	134.4	27,400	26,200	25,000	23,900	115
120	51.2	129.9	25,400	24,300	23,200	22,200	120
125	48.8	124.9	23,500	22,500	21,600	20,700	125
130	46.3	119.6	21,800	20,900	20,100	19,300	130
135	43.7	113.7	20,200	19,500	18,700	17,900	135
140							140
145							145
150							150
155							155
160							160
165							165

MLC250 S-1



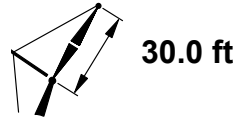
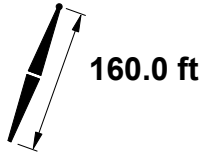
	5°							15°							
	ft	°	ft	0° lb	1° lb	2° lb	3° lb	ft	°	ft	0° lb	1° lb	2° lb	3° lb	ft
40	79.6	184.7	59,000	55,900				79.6	182.9	59,000	51,800				40
45	78.0	183.7	59,000	55,000	48,500	43,400		78.0	181.6	58,600	51,300	45,700	41,300		45
50	76.3	182.5	59,000	54,300	47,900	43,000		76.3	180.3	57,900	50,800	45,300	41,000		50
55	74.7	181.1	59,000	53,500	47,300	42,500		74.7	178.7	57,200	50,300	45,000	40,700		55
60	73.0	179.6	59,000	52,800	46,800	42,100		73.0	177.0	56,500	49,800	44,600	40,400		60
65	71.3	177.9	59,000	52,100	46,300	41,700		71.3	175.2	55,900	49,400	44,300	40,200		65
70	69.6	176.0	57,500	51,500	45,800	41,300		69.6	173.1	55,000	48,900	44,000	40,000		70
75	67.9	174.0	51,800	48,400	45,300	40,900		67.9	170.9	52,900	48,000	43,600	39,700		75
80	66.2	171.8	47,000	44,000	41,300	38,800		66.2	168.5	48,000	45,000	42,200	39,400		80
85	64.4	169.4	42,800	40,200	37,800	35,600		64.4	166.8	43,700	41,100	38,600	36,400		85
90	62.6	166.8	39,100	36,800	34,700	32,700		62.6	165.9	39,900	37,600	35,500	33,500		90
95	60.8	164.1	35,800	33,800	32,000	30,200		60.8	163.1	36,600	34,600	32,700	30,900		95
100	59.0	161.1	32,900	31,100	29,500	27,900		59.0	160.1	33,600	31,800	30,100	28,500		100
105	57.1	157.8	30,300	28,700	27,200	25,800		57.1	156.9	31,000	29,400	27,800	26,400		105
110	55.1	154.4	28,000	26,600	25,200	23,900		55.1	153.4	28,600	27,100	25,800	24,500		110
115	53.1	150.7	25,900	24,600	23,400	22,200		53.1	149.6	26,400	25,100	23,900	22,700		115
120	51.1	146.7	23,900	22,800	21,700	20,600		51.1	145.6	24,400	23,300	22,200	21,100		120
125	49.0	142.3	22,200	21,100	20,100	19,200		49.0	141.3	22,600	21,600	20,600	19,600		125
130	46.8	137.7	20,600	19,600	18,700	17,800		46.8	136.6	21,000	20,000	19,100	18,200		130
135	44.6	132.7	19,100	18,200	17,400	16,600		44.6	131.5	19,400	18,600	17,700	16,900		135
140	42.2	127.2	17,700	16,900	16,100	15,400		42.2	126.0	18,000	17,200	16,500	15,700		140
145	39.8	121.3	16,400	15,700	15,000	14,300		39.8	120.0	16,700	16,000	15,300	14,600		145
150	37.1	114.8	15,200	14,600	13,900	13,300		37.1	113.5	15,500	14,800	14,200	13,600		150
155	34.4	107.7	14,100	13,500	12,900	12,400		34.4	106.2	14,300	13,700	13,200	12,600		155
160	31.4	99.7	13,000	12,500	12,000	11,500		31.4	98.1	13,200	12,700	12,200	11,700		160
165	28.1	90.6	12,000	11,600	11,100	10,700									165
170	24.4	80.1	11,100	10,700	10,300	9,900									170
175	20.0	67.3	10,200	9,900	9,500	9,200									175

MLC250 S-1



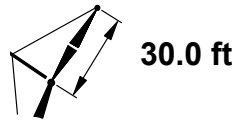
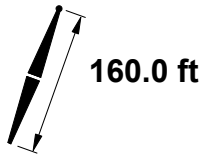
		25°					
		0°					
		1°					
		2°					
		3°					
ft	°	ft	lb	lb	lb	lb	ft
40							40
45							45
50	79.7	179.8	49,300	48,200			50
55	78.0	178.4	47,400	46,400	43,500	39,700	55
60	76.3	176.8	45,800	44,800	43,300	39,500	60
65	74.6	175.1	44,200	43,400	42,600	39,400	65
70	72.9	173.2	42,800	42,000	41,300	39,200	70
75	71.1	171.2	41,500	40,800	40,100	39,200	75
80	69.4	168.9	40,300	39,600	39,000	38,400	80
85	67.6	166.5	39,100	38,500	38,000	37,200	85
90	65.7	163.9	38,100	37,500	36,200	34,200	90
95	63.9	161.1	37,100	35,300	33,300	31,500	95
100	62.0	158.0	34,300	32,500	30,800	29,100	100
105	60.1	154.7	31,600	29,900	28,400	27,000	105
110	58.1	151.2	29,100	27,700	26,300	25,000	110
115	56.0	147.4	26,900	25,600	24,400	23,200	115
120	54.0	143.3	24,900	23,700	22,600	21,500	120
125	51.8	138.8	23,000	22,000	20,900	20,000	125
130	49.6	134.1	21,300	20,400	19,400	18,500	130
135	47.2	128.9	19,800	18,900	18,000	17,200	135
140	44.8	123.3	18,300	17,500	16,700	16,000	140
145	42.3	117.1	16,900	16,200	15,500	14,800	145
150							150
155							155
160							160
165							165
170							170
175							175

MLC250 S-1



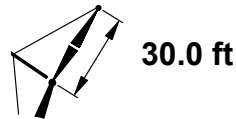
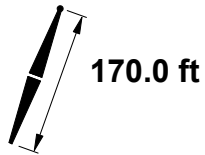
	5°							15°							
	ft	°	ft	0° lb	1° lb	2° lb	3° lb	ft	°	ft	0° lb	1° lb	2° lb	3° lb	ft
40	80.2	194.9	59,000					80.2	193.1	59,000					40
45	78.6	193.9	59,000	55,000	48,400			78.6	191.9	58,700	51,200	45,600			45
50	77.1	192.8	59,000	54,300	47,800	42,900		77.1	190.6	57,900	50,700	45,200	40,900		50
55	75.5	191.5	59,000	53,500	47,300	42,400		75.5	189.2	57,300	50,300	44,900	40,600		55
60	73.9	190.0	59,000	52,900	46,800	42,000		73.9	187.6	56,600	49,800	44,600	40,400		60
65	72.4	188.5	59,000	52,200	46,300	41,700		72.3	185.9	56,000	49,400	44,300	40,100		65
70	70.8	186.7	57,200	51,600	45,800	41,300		70.7	183.9	52,600	48,900	44,000	39,900		70
75	69.2	184.8	51,500	47,900	44,600	40,900		69.1	181.9	47,600	44,500	41,600	38,900		75
80	67.5	182.7	46,600	43,500	40,600	38,000		67.4	179.6	43,300	40,600	38,000	35,700		80
85	65.9	180.5	42,400	39,700	37,200	34,900		65.7	177.2	39,600	37,100	34,900	32,800		85
90	64.2	178.1	38,700	36,300	34,100	32,000		64.0	174.6	36,200	34,100	32,100	30,200		90
95	62.5	175.5	35,500	33,300	31,400	29,500		62.3	171.8	33,300	31,400	29,600	27,900		95
100	60.8	172.7	32,600	30,700	28,900	27,200		60.5	168.8	30,600	28,900	27,300	25,800		100
105	59.0	169.7	30,000	28,300	26,700	25,200		58.7	165.6	28,200	26,700	25,300	23,900		105
110	57.2	166.5	27,600	26,100	24,700	23,300		56.9	162.1	26,100	24,700	23,400	22,100		110
115	55.4	163.1	25,500	24,100	22,800	21,600		55.0	158.4	24,100	22,800	21,700	20,500		115
120	53.5	159.4	23,600	22,300	21,200	20,000		53.0	154.4	22,300	21,200	20,100	19,000		120
125	51.6	155.5	21,800	20,700	19,600	18,600		51.1	150.2	20,600	19,600	18,600	17,700		125
130	49.6	151.3	20,200	19,200	18,200	17,300		49.0	145.6	19,100	18,200	17,300	16,400		130
135	47.6	146.7	18,700	17,800	16,900	16,000		46.9	140.7	17,700	16,800	16,000	15,200		135
140	45.5	141.9	17,300	16,500	15,700	14,900		44.7	135.4	16,400	15,600	14,800	14,100		140
145	43.3	136.6	16,000	15,300	14,500	13,800		42.4	129.7	15,200	14,400	13,800	13,100		145
150	41.0	131.0	14,800	14,100	13,500	12,800		40.0	123.5	14,000	13,400	12,700	12,100		150
155	38.6	124.8	13,700	13,100	12,500	11,900		37.4	116.7	12,900	12,300	11,800	11,200		155
160	36.1	118.1	12,700	12,100	11,500	11,000		34.7	109.1	11,900	11,400	10,900	10,400		160
165	33.4	110.6	11,700	11,200	10,700	10,200		31.7	100.7	11,000	10,500	10,000	9,500		165
170	30.5	102.4	10,800	10,300	9,800	9,400									170
175	27.3	93.0	9,900	9,500	9,100	8,600									175
180	23.7	82.2	9,100	8,700	8,300	7,900									180

MLC250 S-1



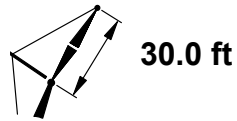
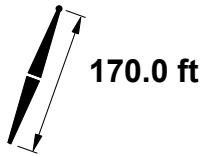
		25°					
		149,600 lb + 0 lb					
ft	°	ft	0° lb	1° lb	2° lb	3° lb	ft
40							40
45							45
50	80.2	190.1	49,900				50
55	78.7	188.8	48,200	47,100	43,400		55
60	77.1	187.3	46,500	45,500	43,300	39,300	60
65	75.5	185.7	45,000	44,100	43,100	39,300	65
70	73.8	183.9	43,600	42,800	42,000	39,100	70
75	72.2	182.0	42,300	41,500	40,800	39,000	75
80	70.5	179.9	41,100	40,400	39,700	39,000	80
85	68.9	177.6	39,900	39,300	38,700	36,500	85
90	67.2	175.2	38,900	38,000	35,700	33,600	90
95	65.4	172.5	37,000	34,800	32,800	30,900	95
100	63.7	169.7	34,000	32,100	30,200	28,500	100
105	61.9	166.6	31,300	29,500	27,900	26,400	105
110	60.0	163.4	28,800	27,300	25,800	24,400	110
115	58.2	159.9	26,600	25,200	23,900	22,600	115
120	56.3	156.1	24,600	23,300	22,100	21,000	120
125	54.3	152.1	22,700	21,600	20,500	19,500	125
130	52.3	147.8	21,000	20,000	19,000	18,000	130
135	50.2	143.1	19,500	18,500	17,600	16,700	135
140	48.0	138.1	18,000	17,200	16,300	15,500	140
145	45.8	132.7	16,700	15,900	15,100	14,400	145
150	43.4	126.9	15,400	14,700	14,000	13,300	150
155							155
160							160
165							165
170							170
175							175
180							180

MLC250 S-1



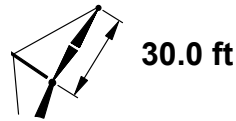
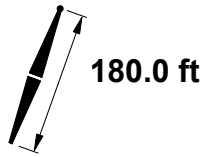
ft	5°							15°							ft
	ft	°	0°				ft	°	0°				ft		
			lb	lb	lb	lb			lb	lb	lb	lb			
40	80.7	205.1	59,000					80.7	203.3	59,000					40
45	79.2	204.1	59,000	54,900				79.2	202.2	58,600	51,100				45
50	77.7	203.0	59,000	54,200	47,700	42,700		77.7	201.0	57,900	50,700	45,100	40,700		50
55	76.3	201.8	59,000	53,500	47,200	42,300		76.3	199.6	57,300	50,200	44,800	40,500		55
60	74.8	200.5	59,000	52,800	46,700	41,900		74.8	198.1	56,700	49,800	44,500	40,300		60
65	73.3	199.0	59,000	52,300	46,200	41,600		73.2	196.5	56,100	49,400	44,200	40,000		65
70	71.8	197.3	56,700	51,700	45,800	41,200		71.7	194.7	52,200	48,400	44,000	39,800		70
75	70.2	195.5	51,100	47,300	43,800	40,700		70.2	192.7	47,300	43,900	40,900	38,100		75
80	68.7	193.6	46,200	42,900	39,900	37,200		68.6	190.6	42,900	40,000	37,400	34,900		80
85	67.2	191.5	42,000	39,100	36,500	34,100		67.0	188.3	39,200	36,600	34,300	32,100		85
90	65.6	189.2	38,300	35,800	33,400	31,300		65.4	185.9	35,800	33,600	31,500	29,500		90
95	64.0	186.8	35,000	32,800	30,700	28,800		63.8	183.2	32,900	30,900	29,000	27,200		95
100	62.4	184.2	32,100	30,100	28,300	26,500		62.2	180.4	30,200	28,400	26,700	25,100		100
105	60.7	181.4	29,500	27,700	26,100	24,500		60.5	177.4	27,800	26,200	24,700	23,200		105
110	59.1	178.4	27,200	25,600	24,100	22,600		58.8	174.2	25,700	24,200	22,800	21,500		110
115	57.4	175.2	25,000	23,600	22,200	20,900		57.0	170.8	23,700	22,400	21,100	19,900		115
120	55.6	171.8	23,100	21,800	20,600	19,400		55.2	167.2	21,900	20,700	19,500	18,400		120
125	53.9	168.2	21,300	20,200	19,000	17,900		53.4	163.3	20,200	19,100	18,100	17,100		125
130	52.1	164.3	19,700	18,600	17,600	16,600		51.5	159.1	18,700	17,700	16,700	15,800		130
135	50.2	160.2	18,200	17,200	16,300	15,400		49.6	154.6	17,300	16,400	15,500	14,600		135
140	48.3	155.7	16,900	16,000	15,100	14,200		47.6	149.9	16,000	15,100	14,300	13,500		140
145	46.3	151.0	15,600	14,700	14,000	13,200		45.6	144.7	14,700	14,000	13,200	12,500		145
150	44.3	145.9	14,400	13,600	12,900	12,200		43.4	139.2	13,600	12,900	12,200	11,500		150
155	42.1	140.5	13,300	12,600	11,900	11,300		41.2	133.3	12,500	11,900	11,300	10,600		155
160	39.9	134.6	12,200	11,600	11,000	10,400		38.8	126.8	11,500	10,900	10,400	9,800		160
165	37.6	128.2	11,300	10,700	10,100	9,600		36.4	119.7	10,600	10,000	9,500	9,000		165
170	35.1	121.2	10,300	9,800	9,300	8,800		33.7	112.0	9,700	9,200	8,700	8,200		170
175	32.5	113.5	9,500	9,000	8,500	8,000		30.8	103.3	8,800	8,400	7,900	7,500		175
180	29.7	105.0	8,700	8,200	7,800	7,400									180
185	26.6	95.3	7,900	7,500	7,100	6,700									185
190	23.1	84.2	7,100	6,800	6,400	6,100									190

MLC250 S-1



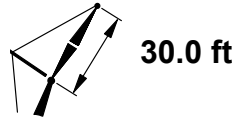
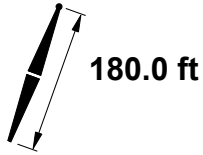
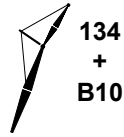
		25°					
		0°					
		1°					
		2°					
		3°					
ft	°	ft	lb	lb	lb	lb	ft
40							40
45							45
50	80.7	200.3	50,500				50
55	79.2	199.1	48,800	47,700			55
60	77.7	197.7	47,200	46,200	43,100	39,200	60
65	76.2	196.2	45,700	44,800	42,900	39,100	65
70	74.7	194.5	44,300	43,500	42,700	39,000	70
75	73.1	192.7	43,000	42,200	41,500	38,900	75
80	71.6	190.7	41,800	41,100	40,400	38,900	80
85	70.0	188.6	40,700	40,000	38,300	35,800	85
90	68.4	186.3	39,600	37,500	35,100	32,900	90
95	66.8	183.8	36,600	34,400	32,200	30,300	95
100	65.1	181.2	33,600	31,600	29,700	27,900	100
105	63.5	178.3	30,900	29,100	27,400	25,700	105
110	61.8	175.3	28,400	26,800	25,300	23,800	110
115	60.0	172.0	26,200	24,700	23,300	22,000	115
120	58.3	168.6	24,200	22,900	21,600	20,400	120
125	56.5	164.9	22,400	21,100	20,000	18,900	125
130	54.6	160.9	20,700	19,500	18,500	17,500	130
135	52.7	156.7	19,100	18,100	17,100	16,200	135
140	50.8	152.1	17,600	16,700	15,800	15,000	140
145	48.7	147.3	16,300	15,400	14,600	13,800	145
150	46.6	142.0	15,000	14,200	13,500	12,800	150
155	44.5	136.4	13,800	13,100	12,500	11,800	155
160	42.2	130.3	12,700	12,100	11,500	10,800	160
165							165
170							170
175							175
180							180
185							185
190							190

MLC250 S-1



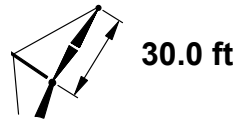
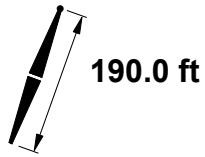
	5°							15°							
	ft	°	ft	0° lb	1° lb	2° lb	3° lb	ft	°	ft	0° lb	1° lb	2° lb	3° lb	ft
45	79.7	214.3	59,000	54,700				79.8	212.5	58,500	51,000				45
50	78.3	213.3	59,000	54,000				78.3	211.3	57,900	50,500				50
55	76.9	212.1	59,000	53,400	47,100	42,100		76.9	210.0	57,300	50,100	44,600	40,300		55
60	75.5	210.8	59,000	52,800	46,600	41,800		75.5	208.6	56,700	49,700	44,300	40,100		60
65	74.1	209.4	59,000	52,200	46,100	41,400		74.1	207.0	56,200	49,300	44,000	39,900		65
70	72.7	207.9	56,400	51,600	45,700	41,100		72.6	205.3	51,900	47,900	43,800	39,700		70
75	71.2	206.2	50,700	46,700	43,100	39,900		71.2	203.4	46,900	43,400	40,300	37,400		75
80	69.8	204.3	45,800	42,400	39,300	36,400		69.7	201.4	42,600	39,600	36,800	34,200		80
85	68.3	202.3	41,600	38,600	35,800	33,300		68.2	199.3	38,800	36,100	33,700	31,400		85
90	66.8	200.2	37,900	35,200	32,800	30,600		66.7	197.0	35,500	33,100	30,900	28,900		90
95	65.3	197.9	34,600	32,300	30,100	28,100		65.2	194.5	32,500	30,400	28,400	26,600		95
100	63.8	195.5	31,700	29,600	27,700	25,900		63.6	191.9	29,900	28,000	26,200	24,500		100
105	62.3	192.8	29,100	27,200	25,500	23,900		62.0	189.1	27,500	25,800	24,100	22,600		105
110	60.7	190.0	26,800	25,100	23,500	22,000		60.5	186.1	25,300	23,700	22,300	20,900		110
115	59.1	187.1	24,600	23,100	21,700	20,300		58.8	182.9	23,300	21,900	20,600	19,300		115
120	57.5	183.9	22,700	21,300	20,000	18,800		57.2	179.5	21,500	20,200	19,000	17,900		120
125	55.8	180.5	21,000	19,700	18,500	17,400		55.5	175.9	19,900	18,700	17,600	16,500		125
130	54.2	176.9	19,300	18,200	17,100	16,000		53.8	172.0	18,300	17,300	16,200	15,300		130
135	52.5	173.1	17,800	16,800	15,800	14,800		52.0	168.0	16,900	15,900	15,000	14,100		135
140	50.7	169.0	16,500	15,500	14,600	13,700		50.2	163.6	15,600	14,700	13,800	13,000		140
145	48.9	164.7	15,200	14,300	13,500	12,600		48.3	158.9	14,400	13,600	12,800	12,000		145
150	47.0	160.1	14,000	13,200	12,400	11,600		46.4	154.0	13,200	12,500	11,800	11,000		150
155	45.1	155.1	12,900	12,100	11,400	10,700		44.4	148.6	12,200	11,500	10,800	10,100		155
160	43.1	149.9	11,900	11,200	10,500	9,900		42.3	142.9	11,200	10,500	9,900	9,300		160
165	41.1	144.2	10,900	10,200	9,600	9,000		40.1	136.7	10,200	9,600	9,100	8,500		165
170	38.9	138.1	10,000	9,400	8,800	8,300		37.8	130.0	9,300	8,800	8,300	7,800		170
175	36.6	131.5	9,100	8,600	8,000	7,500		35.4	122.8	8,500	8,000	7,500	7,000		175
180	34.3	124.3	8,300	7,800	7,300	6,800		32.8	114.7	7,700	7,200	6,800	6,400		180
185	31.7	116.3	7,500	7,100	6,600	6,200									185
190	28.9	107.5	6,800	6,400	6,000	5,600									190
195	25.9	97.6	6,100	5,700	5,300	5,000									195
200	22.5	86.1	5,400	5,100	4,800	4,400									200

MLC250 S-1



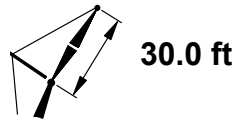
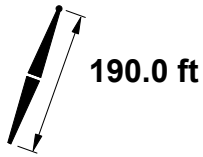
				25°					
				0°					
				1°					
				2°					
				3°					
ft	°	ft	lb	lb	lb	lb	lb	ft	
45								45	
50								50	
55	79.8	209.4	49,400	48,000				55	
60	78.4	208.1	47,800	46,800	42,900			60	
65	76.9	206.6	46,400	45,400	42,800	38,900		65	
70	75.5	205.1	45,000	44,100	42,600	38,800		70	
75	74.0	203.3	43,700	42,900	42,100	38,700		75	
80	72.5	201.5	42,500	41,800	41,000	38,400		80	
85	71.0	199.4	41,400	40,500	37,700	35,100		85	
90	69.5	197.3	39,700	37,000	34,500	32,200		90	
95	68.0	195.0	36,300	33,900	31,700	29,600		95	
100	66.5	192.5	33,300	31,100	29,200	27,300		100	
105	64.9	189.8	30,600	28,600	26,900	25,200		105	
110	63.3	187.0	28,100	26,400	24,800	23,200		110	
115	61.7	183.9	25,900	24,300	22,900	21,500		115	
120	60.0	180.7	23,900	22,500	21,100	19,800		120	
125	58.4	177.2	22,000	20,700	19,500	18,300		125	
130	56.7	173.6	20,300	19,100	18,000	17,000		130	
135	54.9	169.7	18,800	17,700	16,700	15,700		135	
140	53.1	165.5	17,300	16,300	15,400	14,500		140	
145	51.3	161.1	16,000	15,100	14,200	13,300		145	
150	49.4	156.4	14,700	13,900	13,100	12,300		150	
155	47.4	151.3	13,500	12,800	12,000	11,300		155	
160	45.3	145.9	12,400	11,700	11,000	10,400		160	
165	43.2	140.0	11,400	10,800	10,100	9,500		165	
170								170	
175								175	
180								180	
185								185	
190								190	
195								195	
200								200	

MLC250 S-1



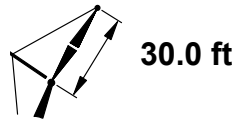
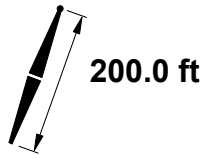
	5°							15°							
	ft	°	ft	0° lb	1° lb	2° lb	3° lb	ft	°	ft	0° lb	1° lb	2° lb	3° lb	ft
45	80.2	224.5	59,000					80.2	222.7	58,500					45
50	78.9	223.5	59,000	53,800	47,300			78.9	221.6	57,800	50,300	44,700			50
55	77.5	222.4	59,000	53,200	46,800	41,900		77.5	220.3	57,300	49,900	44,400	40,100		55
60	76.2	221.2	59,000	52,600	46,400	41,600		76.2	219.0	56,700	49,600	44,200	39,900		60
65	74.8	219.8	59,000	52,000	46,000	41,200		74.8	217.5	56,200	49,200	43,900	39,700		65
70	73.5	218.4	55,900	51,000	45,600	40,900		73.5	215.9	51,500	47,200	43,500	39,500		70
75	72.1	216.7	50,200	46,000	42,300	39,000		72.1	214.1	46,500	42,800	39,500	36,500		75
80	70.7	215.0	45,300	41,700	38,500	35,500		70.7	212.2	42,100	38,900	36,000	33,400		80
85	69.3	213.1	41,100	37,900	35,100	32,400		69.3	210.2	38,300	35,500	32,900	30,600		85
90	67.9	211.1	37,300	34,600	32,000	29,700		67.8	208.0	35,000	32,500	30,200	28,100		90
95	66.5	208.9	34,100	31,600	29,400	27,300		66.4	205.7	32,000	29,800	27,700	25,800		95
100	65.1	206.6	31,200	29,000	26,900	25,100		64.9	203.2	29,300	27,300	25,500	23,800		100
105	63.6	204.1	28,600	26,600	24,800	23,000		63.5	200.6	26,900	25,100	23,500	21,900		105
110	62.2	201.5	26,200	24,400	22,800	21,200		62.0	197.7	24,800	23,100	21,600	20,200		110
115	60.7	198.7	24,100	22,500	21,000	19,600		60.4	194.7	22,800	21,300	19,900	18,600		115
120	59.2	195.7	22,100	20,700	19,300	18,000		58.9	191.6	21,000	19,600	18,400	17,100		120
125	57.6	192.6	20,400	19,100	17,800	16,600		57.3	188.2	19,300	18,100	16,900	15,800		125
130	56.0	189.2	18,800	17,500	16,400	15,300		55.7	184.6	17,800	16,700	15,600	14,600		130
135	54.4	185.7	17,300	16,200	15,100	14,100		54.1	180.8	16,400	15,300	14,300	13,400		135
140	52.8	181.9	15,900	14,900	13,900	13,000		52.4	176.8	15,100	14,100	13,200	12,300		140
145	51.1	177.9	14,600	13,700	12,800	11,900		50.7	172.5	13,800	13,000	12,100	11,300		145
150	49.4	173.6	13,400	12,500	11,700	10,900		48.9	168.0	12,700	11,900	11,100	10,300		150
155	47.7	169.1	12,300	11,500	10,700	10,000		47.1	163.1	11,600	10,900	10,200	9,500		155
160	45.9	164.3	11,300	10,500	9,800	9,100		45.2	158.0	10,600	9,900	9,300	8,600		160
165	44.0	159.2	10,300	9,600	9,000	8,300		43.2	152.4	9,700	9,000	8,400	7,800		165
170	42.1	153.7	9,400	8,800	8,100	7,500		41.2	146.5	8,800	8,200	7,600	7,100		170
175	40.1	147.8	8,500	7,900	7,400	6,800		39.1	140.1	8,000	7,400	6,900	6,400		175
180	38.0	141.5	7,700	7,200	6,600	6,100		37.5	134.5	7,300	6,800	6,300	5,800		180
185	35.9	135.0	6,900	6,400	5,900	5,400		35.9	128.7	6,600	6,100	5,600	5,100		185
190	33.4	127.2	6,200	5,800	5,300	4,900		34.2	122.8	6,000	5,500	5,000	4,500		190
195	30.9	119.1	5,500	5,100	4,700	4,300		32.0	117.4	5,400	5,000	4,600	4,200		195
200	28.2	110.0	4,900	4,500	4,100										200
205	25.3	99.8	4,200												205

MLC250 S-1



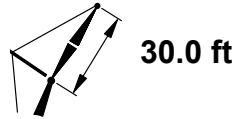
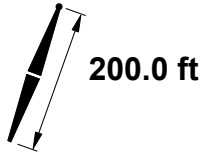
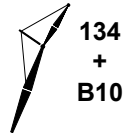
				 25°					
				 149,600 lb + 0 lb					
				0°	1°	2°	3°		
ft	°	ft	lb	lb	lb	lb	lb	ft	ft
45								45	
50								50	
55	80.3	219.7	50,000					55	
60	78.9	218.4	48,400	47,400	42,700			60	
65	77.5	217.0	47,000	46,000	42,600	38,700		65	
70	76.2	215.5	45,600	44,700	42,400	38,600		70	
75	74.8	213.9	44,400	43,500	42,300	38,600		75	
80	73.4	212.1	43,200	42,400	40,600	37,500		80	
85	72.0	210.2	42,100	40,000	37,000	34,300		85	
90	70.5	208.2	39,300	36,500	33,800	31,400		90	
95	69.1	206.0	35,900	33,400	31,000	28,900		95	
100	67.6	203.6	32,800	30,600	28,500	26,500		100	
105	66.2	201.1	30,100	28,100	26,200	24,400		105	
110	64.7	198.4	27,600	25,800	24,100	22,500		110	
115	63.2	195.6	25,400	23,800	22,200	20,800		115	
120	61.6	192.6	23,400	21,900	20,500	19,100		120	
125	60.0	189.3	21,500	20,200	18,900	17,600		125	
130	58.4	185.9	19,800	18,600	17,400	16,300		130	
135	56.8	182.3	18,300	17,100	16,000	15,000		135	
140	55.2	178.5	16,800	15,800	14,800	13,800		140	
145	53.5	174.4	15,500	14,500	13,600	12,700		145	
150	51.7	170.0	14,200	13,300	12,500	11,600		150	
155	49.9	165.4	13,000	12,200	11,400	10,700		155	
160	48.1	160.5	11,900	11,200	10,400	9,700		160	
165	46.1	155.2	10,900	10,200	9,500	8,900		165	
170	44.2	149.6	9,900	9,300	8,700	8,000		170	
175	42.1	143.5	9,000	8,400	7,800	7,300		175	
180								180	
190								190	
195								195	
200								200	
205								205	

MLC250 S-1



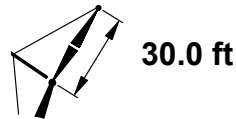
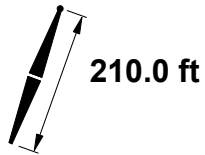
	5°							15°							
			149,600 lb + 0 lb						149,600 lb + 0 lb						
	ft	°	ft	0° lb	1° lb	2° lb	3° lb	ft	°	ft	0° lb	1° lb	2° lb	3° lb	ft
45	80.6	234.7	59,000					80.7	232.9	58,200					45
50	79.4	233.7	59,000	53,500				79.4	231.8	57,700	50,100				50
55	78.1	232.7	59,000	53,000	46,600			78.1	230.6	57,100	49,700	44,200			55
60	76.8	231.5	59,000	52,400	46,200	41,300		76.8	229.3	56,600	49,300	43,900	39,600		60
65	75.5	230.2	59,000	51,900	45,700	41,000		75.5	227.9	56,100	49,000	43,700	39,500		65
70	74.2	228.8	55,500	50,400	45,400	40,700		74.2	226.4	51,100	46,700	42,800	39,200		70
75	72.9	227.3	49,800	45,500	41,600	38,100		72.9	224.7	46,100	42,300	38,900	35,800		75
80	71.6	225.6	44,900	41,100	37,800	34,700		71.6	222.9	41,800	38,400	35,400	32,700		80
85	70.3	223.8	40,600	37,400	34,400	31,700		70.2	221.0	38,000	35,000	32,300	29,900		85
90	68.9	221.9	36,900	34,000	31,400	29,000		68.9	218.9	34,600	32,000	29,600	27,400		90
95	67.6	219.8	33,700	31,100	28,700	26,600		67.5	216.7	31,600	29,300	27,200	25,200		95
100	66.2	217.6	30,700	28,500	26,300	24,400		66.1	214.4	29,000	26,900	24,900	23,100		100
105	64.9	215.3	28,100	26,100	24,200	22,400		64.7	211.9	26,600	24,700	22,900	21,300		105
110	63.5	212.8	25,800	23,900	22,200	20,600		63.3	209.2	24,400	22,700	21,100	19,600		110
115	62.1	210.2	23,700	22,000	20,400	18,900		61.9	206.4	22,400	20,800	19,400	18,000		115
120	60.6	207.4	21,700	20,200	18,800	17,400		60.4	203.4	20,600	19,200	17,800	16,600		120
125	59.2	204.4	20,000	18,600	17,200	16,000		58.9	200.2	18,900	17,600	16,400	15,200		125
130	57.7	201.2	18,300	17,100	15,900	14,700		57.4	196.9	17,400	16,200	15,100	14,000		130
135	56.2	197.9	16,800	15,700	14,600	13,500		55.9	193.4	16,000	14,900	13,800	12,800		135
140	54.7	194.4	15,500	14,400	13,400	12,400		54.3	189.6	14,700	13,700	12,700	11,800		140
145	53.1	190.7	14,200	13,200	12,200	11,300		52.7	185.6	13,400	12,500	11,600	10,800		145
150	51.6	186.7	13,000	12,100	11,200	10,400		51.1	181.4	12,300	11,400	10,600	9,800		150
155	49.9	182.5	11,900	11,000	10,200	9,400		49.4	177.0	11,200	10,400	9,700	8,900		155
160	48.3	178.1	10,800	10,100	9,300	8,600		47.7	172.2	10,200	9,500	8,800	8,100		160
165	46.6	173.4	9,900	9,200	8,500	7,800		45.9	167.2	9,300	8,600	8,000	7,300		165
170	44.8	168.4	9,000	8,300	7,600	7,000		44.1	161.8	8,400	7,800	7,200	6,600		170
175	43.0	163.1	8,100	7,500	6,900	6,300		42.2	156.1	7,600	7,000	6,400	5,900		175
180	41.1	157.4	7,300	6,700	6,200	5,600		38.2	143.4	6,000	5,500	5,000	4,600		180
190	37.1	144.8	5,800	5,300	4,800	4,400		36.0	136.3	5,300	4,900	4,400	4,000		190
195	34.9	137.8	5,100	4,700	4,200			33.7	128.5	4,600	4,200				195
200	32.7	130.1	4,500	4,000				31.2	120.0	4,000					200
205															205

MLC250 S-1



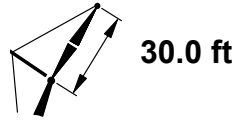
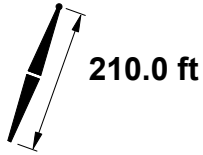
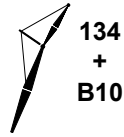
		25°							
		0°							
		1°							
		2°							
		3°							
ft	°	ft	lb	lb	lb	lb	ft	ft	
45							45		
50							50		
55	80.7	229.9	50,500	47,300			55		
60	79.4	228.7	49,000	46,500	42,300		60		
65	78.1	227.4	47,600	46,500	42,300		65		
70	76.8	226.0	46,200	45,300	42,200	38,400	70		
75	75.5	224.4	45,000	44,100	42,100	38,300	75		
80	74.1	222.7	43,800	43,000	39,900	36,800	80		
85	72.8	220.9	42,700	39,500	36,400	33,600	85		
90	71.4	219.0	39,000	36,000	33,300	30,800	90		
95	70.1	216.9	35,500	32,900	30,500	28,200	95		
100	68.7	214.7	32,500	30,100	27,900	25,900	100		
105	67.3	212.3	29,800	27,600	25,700	23,800	105		
110	65.9	209.8	27,300	25,400	23,600	21,900	110		
115	64.5	207.1	25,100	23,300	21,700	20,200	115		
120	63.0	204.2	23,000	21,500	20,000	18,600	120		
125	61.5	201.2	21,200	19,700	18,400	17,100	125		
130	60.0	198.0	19,500	18,200	16,900	15,700	130		
135	58.5	194.6	17,900	16,700	15,500	14,500	135		
140	57.0	191.0	16,400	15,300	14,300	13,300	140		
145	55.4	187.2	15,100	14,100	13,100	12,200	145		
150	53.8	183.2	13,800	12,900	12,000	11,100	150		
155	52.1	178.9	12,700	11,800	11,000	10,200	155		
160	50.4	174.4	11,600	10,800	10,000	9,200	160		
165	48.7	169.6	10,500	9,800	9,100	8,400	165		
170	46.9	164.5	9,600	8,900	8,200	7,600	170		
175	45.0	159.0	8,700	8,000	7,400	6,800	175		
180	43.1	153.2	7,800	7,200	6,600	6,100	180		
190							190		
195							195		
200							200		
205							205		

MLC250 S-1



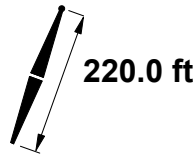
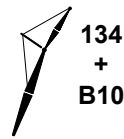
	5°							15°						
	ft	°	ft	0° lb	1° lb	2° lb	3° lb	°	ft	0° lb	1° lb	2° lb	3° lb	ft
45	81.0	244.8	59,000											45
50	79.8	243.9	59,000	53,200										50
55	78.6	242.9	59,000	52,700	46,200			79.8	242.0	57,400	49,800			55
60	77.4	241.8	59,000	52,100	45,800	41,000		78.6	240.9	56,900	49,400	43,900		60
65	76.1	240.6	59,000	51,700	45,500	40,700		77.4	239.7	56,400	49,100	43,600	39,400	65
70	74.9	239.2	55,100	49,800	45,100	40,400		76.1	238.3	56,000	48,800	43,400	39,200	70
75	73.7	237.7	49,300	44,800	40,800	37,300		74.9	236.9	50,700	46,100	42,100	38,400	75
80	72.4	236.2	44,400	40,500	37,000	33,900		73.6	235.3	45,700	41,700	38,200	35,000	80
85	71.1	234.4	40,200	36,800	33,700	30,900		72.4	233.6	41,300	37,900	34,700	31,900	85
90	69.9	232.6	36,500	33,500	30,700	28,200		71.1	231.7	37,500	34,500	31,700	29,200	90
95	68.6	230.7	33,200	30,500	28,100	25,800		69.8	229.8	34,200	31,500	29,000	26,700	95
100	67.3	228.6	30,300	27,900	25,700	23,700		68.5	227.7	31,200	28,800	26,500	24,500	100
105	66.0	226.3	27,700	25,500	23,500	21,700		67.2	225.4	28,500	26,300	24,300	22,400	105
110	64.7	224.0	25,300	23,400	21,600	19,900		65.9	223.0	26,100	24,100	22,300	20,600	110
115	63.3	221.5	23,200	21,400	19,800	18,300		64.5	220.5	23,900	22,100	20,500	18,900	115
120	62.0	218.8	21,200	19,600	18,100	16,700		63.2	217.9	22,000	20,300	18,800	17,400	120
125	60.6	216.0	19,500	18,000	16,600	15,400		61.8	215.0	20,100	18,700	17,300	15,900	125
130	59.2	213.1	17,900	16,500	15,300	14,100		60.4	212.1	18,500	17,100	15,800	14,600	130
135	57.8	209.9	16,400	15,100	14,000	12,900		59.0	208.9	16,900	15,700	14,500	13,400	135
140	56.4	206.6	15,000	13,800	12,800	11,800		57.5	205.6	15,500	14,400	13,300	12,200	140
145	54.9	203.1	13,700	12,700	11,700	10,700		56.1	202.1	14,200	13,100	12,100	11,200	145
150	53.4	199.4	12,500	11,500	10,600	9,700		54.6	198.4	13,000	12,000	11,100	10,200	150
155	51.9	195.5	11,400	10,500	9,600	8,800		53.1	194.4	11,800	10,900	10,100	9,200	155
160	50.4	191.4	10,400	9,500	8,700	8,000		51.5	190.3	10,800	9,900	9,100	8,400	160
165	48.8	187.1	9,400	8,600	7,900	7,200		49.9	185.9	9,800	9,000	8,200	7,500	165
170	47.2	182.5	8,500	7,800	7,100	6,400		48.3	181.3	8,800	8,100	7,400	6,700	170
175	45.5	177.6	7,600	7,000	6,300	5,700		46.6	176.4	8,000	7,300	6,600	6,000	175
180	43.8	172.4	6,800	6,200	5,600	5,000		44.9	171.2	7,100	6,500	5,900	5,300	180
185	42.0	166.9	6,000	5,500	4,900	4,400		43.1	165.6	6,300	5,800	5,200	4,600	185
190	40.2	161.1	5,300	4,800	4,300			41.2	159.7	5,600	5,000	4,500	4,000	190
195	38.3	154.8	4,600	4,100				39.3	153.4	4,900	4,400			195
200	36.3	148.1	4,000					37.3	146.6	4,200				200

MLC250 S-1



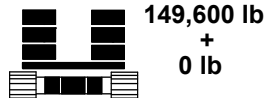
				25°					
				0°					
				1°					
				2°					
				3°					
ft	°	ft	lb	lb	lb	lb	ft		
45							45		
50							50		
55							55		
60	79.9	239.0	49,500	47,100			60		
65	78.6	237.7	48,100	46,800	42,000		65		
70	77.4	236.4	46,800	45,800	41,900	38,100	70		
75	76.1	234.9	45,600	44,700	41,900	38,000	75		
80	74.8	233.3	44,400	42,900	39,300	36,000	80		
85	73.6	231.6	42,500	39,000	35,800	32,900	85		
90	72.3	229.7	38,600	35,500	32,700	30,100	90		
95	71.0	227.7	35,200	32,400	29,900	27,500	95		
100	69.7	225.6	32,100	29,600	27,400	25,300	100		
105	68.3	223.3	29,400	27,100	25,100	23,200	105		
110	67.0	221.0	26,900	24,900	23,000	21,300	110		
115	65.6	218.4	24,700	22,800	21,100	19,600	115		
120	64.3	215.7	22,600	21,000	19,400	18,000	120		
125	62.9	212.9	20,800	19,300	17,800	16,500	125		
130	61.5	209.9	19,100	17,700	16,400	15,100	130		
135	60.0	206.7	17,500	16,200	15,000	13,900	135		
140	58.6	203.3	16,000	14,900	13,700	12,700	140		
145	57.1	199.7	14,700	13,600	12,600	11,600	145		
150	55.6	196.0	13,400	12,400	11,500	10,600	150		
155	54.1	192.0	12,200	11,300	10,400	9,600	155		
160	52.5	187.8	11,100	10,300	9,500	8,700	160		
165	50.9	183.4	10,100	9,300	8,600	7,800	165		
170	49.2	178.7	9,200	8,400	7,700	7,000	170		
175	47.5	173.7	8,200	7,600	6,900	6,300	175		
180	45.7	168.4	7,400	6,700	6,100	5,500	180		
185	43.9	162.8	6,600	6,000	5,400	4,800	185		
190	42.0	156.7	5,800	5,200	4,700	4,200	190		
195							195		
200							200		

MLC250 S-1



	5°			15°			
	ft	°	ft	lb	ft	lb	
50	80.2	254.1	59,000	80.3	252.3	57,200	50
55	79.1	253.1	59,000	79.1	251.2	56,700	55
60	77.9	252.0	59,000	77.9	250.0	56,200	60
65	76.7	250.9	59,000	76.7	248.7	55,800	65
70	75.5	249.6	54,700				70
75	74.3	248.2	48,900	75.5	247.3	50,300	75
80	73.1	246.7	44,000	74.3	245.8	45,300	80
85	71.9	245.0	39,800	73.1	244.1	41,000	85
90	70.7	243.3	36,100	71.9	242.4	37,200	90
95	69.5	241.4	32,800	70.7	240.5	33,800	95
100	68.3	239.4	29,900	69.4	238.5	30,800	100
105	67.0	237.3	27,200	68.2	236.4	28,100	105
110	65.8	235.1	24,900	66.9	234.1	25,700	110
115	64.5	232.7	22,800	65.6	231.7	23,500	115
120	63.2	230.2	20,800	64.3	229.2	21,600	120
125	61.9	227.5	19,000	63.0	226.5	19,700	125
130	60.6	224.7	17,400	61.7	223.7	18,100	130
135	59.3	221.7	15,900	60.4	220.7	16,500	135
140	57.9	218.6	14,500	59.0	217.6	15,100	140
145	56.5	215.3	13,300	57.6	214.3	13,800	145
150	55.1	211.8	12,100	56.2	210.8	12,600	150
155	53.7	208.2	11,000	54.8	207.1	11,400	155
160	52.3	204.3	9,900	53.4	203.2	10,400	160
165	50.8	200.3	9,000	51.9	199.2	9,400	165
170	49.3	196.0	8,000	50.4	194.9	8,400	170
175	47.7	191.5	7,200	48.8	190.3	7,600	175
180	46.2	186.7	6,400	47.2	185.5	6,700	180
185	44.5	181.7	5,600	45.6	180.4	5,900	185
190	42.9	176.3	4,900	43.9	175.1	5,200	190
195	41.1	170.6	4,200	42.1	169.3	4,500	195

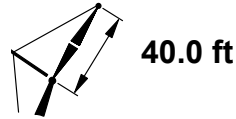
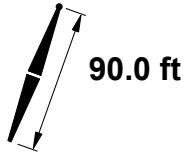
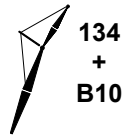
MLC250 S-1



		25°				
		0°				
ft	°	ft	lb	ft		
50				50		
55				55		
60	80.3	249.2	50,000	60		
65	79.1	248.0	48,600	65		
70	77.9	246.7	47,300	70		
75	76.7	245.3	46,100	75		
80	75.5	243.8	45,000	80		
85	74.3	242.1	42,200	85		
90	73.0	240.4	38,200	90		
95	71.8	238.5	34,800	95		
100	70.5	236.5	31,700	100		
105	69.3	234.3	29,000	105		
110	68.0	232.0	26,500	110		
115	66.7	229.6	24,300	115		
120	65.4	227.1	22,300	120		
125	64.1	224.4	20,400	125		
130	62.8	221.5	18,700	130		
135	61.4	218.5	17,100	135		
140	60.0	215.3	15,600	140		
145	58.6	212.0	14,300	145		
150	57.2	208.5	13,000	150		
155	55.8	204.7	11,900	155		
160	54.3	200.8	10,800	160		
165	52.8	196.7	9,700	165		
170	51.3	192.3	8,800	170		
175	49.7	187.7	7,900	175		
180	48.1	182.8	7,000	180		
185	46.4	177.7	6,200	185		
190	44.7	172.2	5,400	190		
195	42.9	166.4	4,700	195		

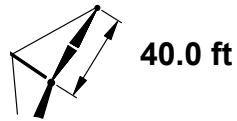
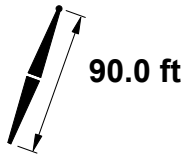
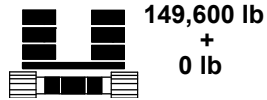
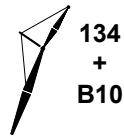
REFERENCE ONLY!

MLC250 S-1



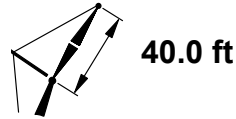
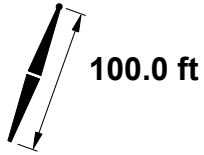
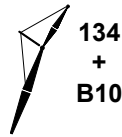
	5°							15°						
	ft	°	ft	0° lb	1° lb	2° lb	3° lb	°	ft	0° lb	1° lb	2° lb	3° lb	ft
30	80.7	135.7	55,300											30
35	78.5	134.6	53,600	45,400	39,400									35
40	76.2	133.3	52,200	44,300	38,600	34,300	79.3	132.3	48,200	41,400				40
45	73.9	131.8	50,800	43,300	37,900	33,700	77.0	130.8	47,300	40,700	35,900	32,100		45
50	71.6	130.1	49,500	42,400	37,100	33,100	74.6	129.0	46,400	40,100	35,400	31,700		50
55	69.2	128.1	48,400	41,500	36,500	32,600	72.2	127.1	45,500	39,500	35,000	31,400		55
60	66.8	125.9	47,300	40,700	35,800	32,000	69.8	124.8	44,700	39,000	34,500	31,000		60
65	64.3	123.4	46,100	39,900	35,200	31,500	67.3	122.3	44,100	38,400	34,100	30,700		65
70	61.8	120.7	45,200	39,200	34,700	31,100	64.8	119.6	41,900	38,000	33,700	30,400		70
75	59.2	117.7	44,300	38,500	34,200	30,700	62.1	116.5	39,700	37,500	33,400	30,100		75
80	56.6	114.3	43,500	37,900	33,700	30,300	59.5	113.1	37,800	37,100	33,100	30,000		80
85	53.8	110.6	42,800	37,300	33,200	29,900	56.7	109.3	36,000	35,900	32,900	29,700		85
90	51.0	106.5	41,000	36,800	32,800	29,600	53.8	105.2	34,500	34,300	32,700	29,600		90
95	48.0	101.9	38,900	36,400	32,400	29,300	50.8	100.5	33,000	33,000	32,500	29,400		95
100	44.8	96.8	36,500	35,400	32,100	29,000	47.6	95.4	31,700	31,600	31,500	29,300		100
105	41.5	91.2	33,900	32,900	31,800	28,800	44.2	89.6	30,600	30,500	30,400	29,300		105
110	37.9	84.7	31,600	30,700	29,800	28,600	40.5	83.0	29,500	29,500	29,400	29,200		110
115	34.0	77.3	29,400	28,700	27,900	27,200	36.5	75.5	28,600	28,600	28,200	27,500		115
120	29.6	68.7	27,500	26,800	26,200	25,500	31.9	66.5	27,800	27,100	26,400	25,800		120
125	24.4	58.0	25,700	25,100	24,500	24,000								125

MLC250 S-1



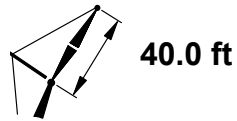
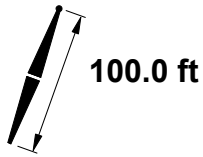
		25°					
		0°					
		1°					
		2°					
		3°					
ft	°	ft	lb	lb	lb	lb	ft
30							30
35							35
40							40
45	80.1	128.6	39,400				45
50	77.7	126.8	37,400	36,600	33,900	30,400	50
55	75.2	124.8	35,600	34,900	33,600	30,300	55
60	72.8	122.5	34,000	33,400	32,800	30,100	60
65	70.2	120.0	32,500	32,000	31,500	30,000	65
70	67.6	117.1	31,200	30,800	30,300	29,900	70
75	65.0	114.0	30,000	29,600	29,200	28,900	75
80	62.2	110.5	29,000	28,600	28,300	28,000	80
85	59.3	106.6	28,000	27,700	27,400	27,100	85
90	56.4	102.4	27,100	26,900	26,600	26,400	90
95	53.3	97.6	26,300	26,100	25,900	25,700	95
100	50.0	92.3	25,600	25,400	25,300	25,100	100
105	46.4	86.2	25,000	24,900	24,700	24,600	105
110							110
115							115
120							120
125							125

MLC250 S-1



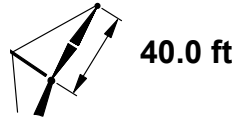
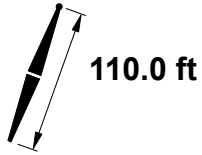
	5°							15°						
	ft	°	ft	0° lb	1° lb	2° lb	3° lb	°	ft	0° lb	1° lb	2° lb	3° lb	ft
35	79.3	144.9	54,100	45,500				80.1	142.6	48,500				35
40	77.2	143.7	52,700	44,600	38,800	34,400		77.9	141.2	47,500	41,000	36,000	32,200	40
45	75.1	142.3	51,400	43,700	38,100	33,900		75.8	139.6	46,700	40,300	35,500	31,800	45
50	72.9	140.7	50,200	42,800	37,400	33,300		73.6	137.8	46,000	39,700	35,200	31,500	50
55	70.8	138.9	49,000	41,900	36,800	32,800		71.3	135.8	45,200	39,200	34,700	31,200	55
60	68.6	136.9	47,900	41,100	36,200	32,300		69.1	133.5	44,500	38,800	34,400	30,900	60
65	66.3	134.6	46,900	40,400	35,600	31,900		66.8	131.0	43,800	38,300	34,000	30,600	65
70	64.0	132.1	46,000	39,700	35,100	31,400		64.4	128.2	43,000	37,900	33,700	30,400	70
75	61.7	129.4	45,100	39,100	34,500	31,000		62.0	125.1	42,200	37,400	33,400	30,100	75
80	59.3	126.3	44,300	38,400	34,100	30,600		59.5	121.8	41,400	37,100	33,100	29,900	80
85	56.8	123.0	43,500	37,900	33,600	30,300		56.9	118.1	40,600	36,800	32,900	29,700	85
90	54.3	119.3	42,700	37,300	33,200	29,900		54.3	114.0	39,800	36,600	32,700	29,600	90
95	51.7	115.3	42,100	36,800	32,800	29,600		51.5	109.5	39,000	36,400	32,500	29,500	95
100	48.9	110.9	41,500	36,300	32,400	29,300		48.6	104.6	38,200	36,200	32,300	29,400	100
105	46.1	106.1	41,000	35,900	32,000	29,100		45.6	99.1	37,400	36,000	32,100	29,300	105
110	43.1	100.7	40,500	35,500	31,600	28,900		42.3	93.0	36,600	35,800	31,900	29,200	110
115	39.9	94.7	40,000	35,100	31,200	28,700		38.8	86.1	35,800	35,600	31,700	29,100	115
120	36.4	87.9	39,500	34,700	30,800	28,500		34.9	78.2	35,000	35,400	31,500	29,000	120
125	32.7	80.2	39,000	34,300	30,400	28,300				34,200	35,200	31,300	28,900	125
130	28.4	71.1	38,500	33,900	30,000	28,100				33,400	35,000	31,100	28,800	130
135	23.4	60.0	38,000	33,500	29,600	27,900				32,600	34,800	30,900	28,700	135

MLC250 S-1



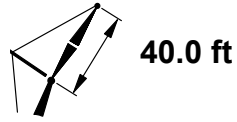
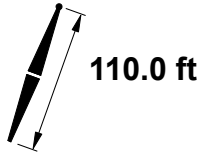
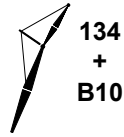
		25°					
		0°					
		1°					
		2°					
		3°					
ft	°	ft	lb	lb	lb	lb	ft
35							35
40							40
45	80.8	139.0	40,200				45
50	78.6	137.3	38,200	37,400	33,900		50
55	76.4	135.5	36,400	35,700	33,600	30,300	55
60	74.1	133.4	34,800	34,200	33,500	30,200	60
65	71.8	131.1	33,400	32,900	32,300	30,100	65
70	69.5	128.5	32,100	31,600	31,100	29,900	70
75	67.0	125.7	31,000	30,500	30,100	29,700	75
80	64.6	122.5	29,900	29,500	29,100	28,700	80
85	62.0	119.1	28,900	28,600	28,200	27,900	85
90	59.4	115.3	28,000	27,700	27,400	27,100	90
95	56.7	111.2	27,200	26,900	26,700	26,400	95
100	53.8	106.6	26,500	26,200	26,000	25,800	100
105	50.8	101.5	25,800	25,600	25,400	25,200	105
110	47.7	95.8	25,200	25,100	24,900	24,800	110
115	44.3	89.4	24,700	24,600	24,400	24,300	115
120							120
125							125
130							130
135							135

MLC250 S-1



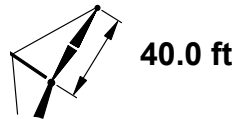
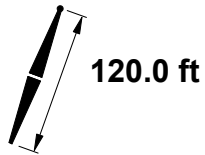
	5°							15°						
			149,600 lb + 0 lb						149,600 lb + 0 lb					
	ft	°	ft	0° lb	1° lb	2° lb	3° lb	°	ft	0° lb	1° lb	2° lb	3° lb	ft
35	80.0	155.1	54,400											35
40	78.1	154.0	53,000	44,900	39,000			80.8	152.9	48,600				40
45	76.1	152.7	51,800	43,900	38,300	34,000		78.8	151.6	47,800	41,100	36,100		45
50	74.1	151.2	50,600	43,100	37,700	33,500		76.8	150.1	47,100	40,500	35,700	31,900	50
55	72.1	149.5	49,600	42,300	37,100	33,000		74.7	148.4	46,300	40,000	35,200	31,600	55
60	70.1	147.7	48,500	41,500	36,400	32,500	72.7	146.5	146.5	45,600	39,500	34,900	31,300	60
65	68.0	145.6	47,600	40,800	35,900	32,100	70.6	144.4	144.4	45,000	39,000	34,500	31,000	65
70	65.9	143.3	46,600	40,200	35,400	31,700	68.5	142.1	142.1	44,300	38,500	34,200	30,800	70
75	63.7	140.8	45,800	39,500	34,900	31,300	66.3	139.6	139.6	43,300	38,100	33,900	30,500	75
80	61.6	138.0	44,900	38,900	34,400	30,900	64.1	136.8	136.8	41,300	37,800	33,600	30,300	80
85	59.3	135.0	44,200	38,400	34,000	30,500	61.9	133.8	133.8	39,500	37,400	33,300	30,000	85
90	57.0	131.7	41,500	37,800	33,600	30,200	59.5	130.4	130.4	37,800	37,100	33,100	29,900	90
95	54.7	128.1	38,300	36,600	33,200	29,900	57.2	126.8	126.8	36,300	36,200	32,900	29,700	95
100	52.3	124.2	35,400	33,900	32,500	29,600	54.7	122.8	122.8	34,900	34,600	32,700	29,600	100
105	49.7	119.9	32,700	31,500	30,200	29,100	52.2	118.5	118.5	33,400	32,100	30,800	29,500	105
110	47.1	115.2	30,400	29,300	28,200	27,100	49.5	113.7	113.7	31,000	29,800	28,700	27,700	110
115	44.4	110.1	28,300	27,300	26,300	25,300	46.7	108.5	108.5	28,800	27,800	26,800	25,800	115
120	41.5	104.4	26,300	25,400	24,600	23,700	43.8	102.7	102.7	26,800	25,900	25,000	24,100	120
125	38.4	98.1	24,500	23,700	23,000	22,200	40.6	96.3	96.3	24,900	24,100	23,400	22,600	125
130	35.1	91.0	22,900	22,200	21,500	20,800	37.3	89.1	89.1	23,200	22,500	21,800	21,200	130
135	31.5	82.9	21,400	20,800	20,100	19,600	33.5	80.8	80.8	21,700	21,000	20,400	19,800	135
140	27.4	73.4	20,000	19,400	18,900	18,400								140
145	22.5	61.8	18,600	18,200	17,700	17,300								145

MLC250 S-1



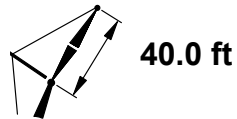
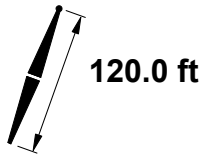
		25°					
		149,600 lb + 0 lb					
		0°					
		1°					
		2°					
		3°					
ft	°	ft	lb	lb	lb	lb	ft
35							35
40							40
45							45
50	79.4	147.8	38,900	38,000			50
55	77.4	146.1	37,200	36,400	33,700	30,300	55
60	75.3	144.2	35,600	35,000	33,500	30,200	60
65	73.2	142.0	34,200	33,600	33,000	30,100	65
70	71.0	139.7	33,000	32,400	31,900	30,000	70
75	68.8	137.1	31,800	31,300	30,800	29,900	75
80	66.5	134.2	30,700	30,300	29,900	29,500	80
85	64.2	131.1	29,700	29,400	29,000	28,600	85
90	61.9	127.7	28,900	28,500	28,200	27,900	90
95	59.4	124.0	28,000	27,700	27,400	27,100	95
100	56.9	119.9	27,300	27,000	26,700	26,500	100
105	54.3	115.5	26,600	26,400	26,100	25,900	105
110	51.6	110.6	26,000	25,800	25,600	25,400	110
115	48.7	105.2	25,400	25,200	25,100	24,900	115
120	45.7	99.2	24,900	24,800	24,600	24,500	120
125							125
130							130
135							135
140							140
145							145

MLC250 S-1



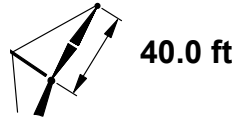
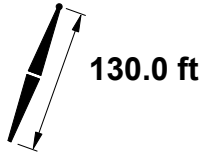
	5°							15°						
	ft	°	ft	0° lb	1° lb	2° lb	3° lb	°	ft	0° lb	1° lb	2° lb	3° lb	ft
35	80.7	165.3	54,600											35
40	78.8	164.2	53,300	45,000	39,000									40
45	77.0	163.0	52,200	44,100	38,400	34,100		79.5	161.9	48,000	41,200			45
50	75.1	161.6	51,000	43,300	37,800	33,600		77.6	160.5	47,200	40,600	35,700	31,900	50
55	73.3	160.1	50,000	42,600	37,200	33,100		75.7	159.0	46,500	40,100	35,300	31,700	55
60	71.4	158.4	49,000	41,800	36,700	32,700		73.8	157.2	45,800	39,600	35,000	31,400	60
65	69.4	156.4	48,100	41,100	36,200	32,300		71.9	155.3	45,300	39,200	34,700	31,100	65
70	67.5	154.3	47,200	40,600	35,700	31,900		69.9	153.1	44,700	38,800	34,300	30,900	70
75	65.5	152.0	46,300	39,900	35,200	31,500		67.9	150.8	44,200	38,400	34,100	30,600	75
80	63.5	149.4	45,500	39,300	34,700	31,100		65.9	148.2	43,000	38,000	33,700	30,400	80
85	61.5	146.7	44,900	38,800	34,300	30,800		63.8	145.4	41,000	37,600	33,500	30,200	85
90	59.4	143.7	41,200	38,300	33,900	30,500		61.7	142.4	39,300	37,400	33,200	30,000	90
95	57.2	140.4	37,900	36,200	33,500	30,200		59.6	139.1	37,800	37,000	33,100	29,800	95
100	55.0	136.8	35,000	33,500	32,000	29,800		57.4	135.5	35,800	34,200	32,700	29,700	100
105	52.8	133.0	32,400	31,000	29,700	28,500		55.1	131.6	33,100	31,700	30,400	29,100	105
110	50.4	128.8	30,100	28,800	27,700	26,500		52.7	127.4	30,700	29,500	28,300	27,100	110
115	48.0	124.3	28,000	26,800	25,800	24,800		50.3	122.8	28,500	27,400	26,300	25,300	115
120	45.5	119.3	26,000	25,000	24,100	23,100		47.7	117.8	26,500	25,500	24,600	23,600	120
125	42.9	113.9	24,200	23,400	22,500	21,700		45.0	112.3	24,700	23,800	22,900	22,100	125
130	40.1	107.9	22,600	21,800	21,000	20,300		42.2	106.2	23,000	22,200	21,400	20,700	130
135	37.1	101.3	21,100	20,400	19,700	19,000		39.2	99.5	21,500	20,700	20,000	19,400	135
140	33.9	93.9	19,700	19,100	18,400	17,800		35.9	91.9	20,000	19,400	18,700	18,100	140
145	30.4	85.5	18,400	17,800	17,300	16,700		32.3	83.3	18,600	18,100	17,500	17,000	145
150	26.4	75.6	17,200	16,700	16,200	15,700								150
155	21.8	63.6	16,000	15,600	15,200	14,800								155

MLC250 S-1



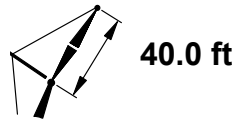
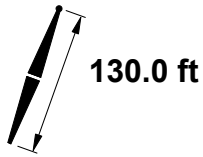
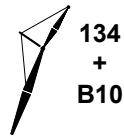
		25°					
		149,600 lb + 0 lb					
ft	°	ft	0° lb	1° lb	2° lb	3° lb	ft
35							35
40							40
45							45
50	80.1	158.2	39,500				50
55	78.2	156.6	37,900	37,100	33,700		55
60	76.3	154.8	36,300	35,600	33,600	30,200	60
65	74.3	152.8	35,000	34,300	33,400	30,100	65
70	72.3	150.7	33,700	33,100	32,600	30,000	70
75	70.3	148.3	32,600	32,000	31,500	29,900	75
80	68.2	145.7	31,500	31,000	30,600	29,800	80
85	66.1	142.8	30,500	30,100	29,700	29,300	85
90	64.0	139.7	29,600	29,200	28,900	28,500	90
95	61.8	136.3	28,800	28,500	28,100	27,800	95
100	59.5	132.7	28,000	27,700	27,400	27,200	100
105	57.1	128.7	27,300	27,100	26,800	26,600	105
110	54.7	124.4	26,700	26,500	26,200	26,000	110
115	52.2	119.6	26,100	25,900	25,700	25,500	115
120	49.6	114.5	25,600	25,400	25,000	24,100	120
125	46.8	108.8	25,100	24,200	23,300	22,500	125
130	43.9	102.5	23,300	22,500	21,800	21,000	130
135							135
140							140
145							145
150							150
155							155

MLC250 S-1



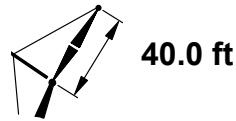
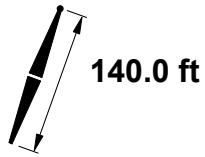
	5°							15°						
			149,600 lb + 0 lb						149,600 lb + 0 lb					
	ft	°	ft	0° lb	1° lb	2° lb	3° lb	°	ft	0° lb	1° lb	2° lb	3° lb	ft
40	79.5	174.5	53,500	45,100										40
45	77.8	173.3	52,500	44,200										45
50	76.0	172.0	51,400	43,500	38,500	34,100								50
55	74.3	170.6	50,400	42,800	37,900	33,600								55
60	72.5	169.0	49,400	42,100	37,300	33,200								60
65	70.7	167.2	48,500	41,400	36,800	32,800								65
70	68.9	165.2	47,700	40,900	36,300	32,400	73.0	166.0	45,500	39,400	34,800	31,200	65	70
75	67.1	163.0	46,800	40,300	35,900	32,000	71.2	164.0	45,000	39,000	34,500	31,000	70	75
80	65.2	160.7	46,100	39,700	35,400	31,700	69.3	161.8	44,400	38,600	34,200	30,700	75	80
85	63.3	158.1	44,500	39,200	35,000	31,300	67.5	159.4	44,000	38,200	33,900	30,500	80	85
90	61.4	155.3	40,800	38,600	34,500	30,900	65.6	156.9	42,600	37,900	33,700	30,300	85	90
95	59.4	152.3	40,800	38,600	34,200	30,600	63.6	154.1	40,900	37,600	33,400	30,100	90	95
100	57.4	149.1	37,500	35,600	33,800	30,300	61.6	151.0	38,400	36,500	33,300	29,900	95	100
105	55.3	145.6	34,600	32,900	31,300	29,800	59.6	147.8	35,400	33,700	32,100	29,800	100	105
110	53.2	141.8	32,000	30,500	29,100	27,700	57.5	144.2	32,700	31,200	29,800	28,400	105	110
115	51.1	137.7	29,600	28,300	27,000	25,800	55.4	140.4	30,300	29,000	27,700	26,500	110	115
120	48.8	133.3	27,500	26,300	25,200	24,100	53.2	136.3	28,100	26,900	25,800	24,700	115	120
125	46.5	128.5	25,600	24,500	23,500	22,500	50.9	131.8	26,100	25,100	24,000	23,000	120	125
130	44.0	123.3	23,800	22,800	21,900	21,000	48.5	127.0	24,300	23,300	22,400	21,500	125	130
135	41.5	117.6	22,200	21,300	20,500	19,600	46.1	121.7	22,600	21,800	20,900	20,100	130	135
140	38.8	111.4	20,700	19,900	19,100	18,400	43.5	115.9	21,100	20,300	19,500	18,800	135	140
145	35.9	104.5	19,300	18,600	17,900	17,200	40.7	109.6	19,700	18,900	18,200	17,600	140	145
150	32.8	96.8	18,000	17,300	16,700	16,100	37.8	102.6	18,300	17,700	17,000	16,400	145	150
155	29.4	88.0	16,800	16,200	15,600	15,100	34.7	94.7	17,100	16,500	15,900	15,400	150	155
160	25.6	77.8	15,600	15,100	14,600	14,100							160	160
165	21.1	65.4	14,600	14,100	13,700	13,200							165	165

MLC250 S-1




				25°					
				0°					
				1°					
				2°					
				3°					
ft	°	ft	lb	lb	lb	lb	ft	ft	
40							40		
45							45		
50	80.7	168.5	40,100				50		
55	79.0	167.0	38,500	37,600	33,700		55		
60	77.1	165.4	37,000	36,200	33,600	30,200	60		
65	75.3	163.5	35,700	35,000	33,500	30,100	65		
70	73.5	161.5	34,400	33,800	33,200	30,000	70		
75	71.6	159.3	33,300	32,700	32,200	29,900	75		
80	69.7	156.9	32,200	31,700	31,200	29,900	80		
85	67.7	154.2	31,300	30,800	30,400	29,900	85		
90	65.7	151.4	30,400	29,900	29,500	29,200	90		
95	63.7	148.3	29,500	29,200	28,800	28,400	95		
100	61.6	145.0	28,800	28,400	28,100	27,800	100		
105	59.5	141.3	28,100	27,700	27,400	27,200	105		
110	57.3	137.4	27,400	27,100	26,900	26,600	110		
115	55.1	133.2	26,800	26,500	26,300	25,200	115		
120	52.7	128.6	26,200	25,600	24,500	23,500	120		
125	50.3	123.7	24,800	23,800	22,800	21,900	125		
130	47.8	118.2	23,000	22,200	21,300	20,500	130		
135	45.1	112.3	21,400	20,600	19,900	19,100	135		
140							140		
145							145		
150							150		
155							155		
160							160		
165							165		

MLC250 S-1

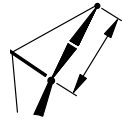


	5°							15°						
	ft	°	ft	0° lb	1° lb	2° lb	3° lb	ft	°	ft	0° lb	1° lb	2° lb	3° lb
40	80.1	184.7	53,700	44,300	38,500	33,700	80.7	182.5	48,200	40,800	35,500	31,700	40	
45	78.5	183.6	52,700	43,700	37,900	33,200	79.0	181.2	47,600	40,400	35,100	31,400	45	
50	76.8	182.4	51,700	43,000	37,500	32,900	77.4	179.9	47,000	40,000	34,800	31,100	50	
55	75.2	181.0	50,600	42,300	36,900	32,500	75.7	178.3	46,400	39,600	34,500	30,900	55	
60	73.5	179.5	49,800	41,700	36,400	32,100	74.0	176.6	45,800	39,200	34,200	30,700	60	
65	71.8	177.8	48,900	41,100	36,000	31,800	72.3	174.8	45,300	38,800	34,000	30,600	65	
70	70.1	176.0	48,100	40,500	35,600	31,400	70.6	172.7	44,700	38,400	33,800	30,400	70	
75	68.4	173.9	47,300	40,000	35,200	31,100	68.8	170.5	44,300	38,100	33,600	30,300	75	
80	66.7	171.7	46,500	39,400	34,700	30,800	67.0	168.1	43,800	37,800	33,400	30,200	80	
85	64.9	169.3	44,100	38,200	34,400	30,500	65.2	165.5	41,400	37,800	33,500	30,200	85	
90	63.1	166.8	40,400	35,200	33,300	30,500	63.4	162.7	38,100	36,100	33,400	30,000	90	
95	61.3	164.0	37,200	32,500	30,800	29,200	61.5	159.7	35,100	33,300	31,600	29,900	95	
100	59.4	161.0	34,200	30,100	28,500	27,100	59.6	156.4	32,400	30,800	29,300	27,800	100	
105	57.6	157.8	31,600	27,900	26,500	25,200	57.7	152.9	30,000	28,600	27,200	25,900	105	
110	55.6	154.3	29,300	25,900	24,700	23,500	55.7	149.2	27,800	26,500	25,300	24,100	110	
115	53.6	150.6	27,200	24,100	23,000	21,900	53.6	145.1	25,800	24,700	23,500	22,500	115	
120	51.6	146.6	25,200	22,400	21,400	20,400	51.5	140.8	24,000	23,000	21,900	21,000	120	
125	49.5	142.2	23,500	20,900	20,000	19,100	49.3	136.1	22,300	21,400	20,500	19,600	125	
130	47.3	137.6	21,800	19,500	18,600	17,800	47.0	131.0	20,800	19,900	19,100	18,300	130	
135	45.1	132.6	20,300	18,200	17,400	16,700	44.6	125.4	19,400	18,600	17,800	17,100	135	
140	42.7	127.1	18,900	16,900	16,300	15,600	42.1	119.4	18,000	17,300	16,600	15,900	140	
145	40.2	121.2	17,700	15,800	15,200	14,600	39.4	112.8	16,800	16,100	15,500	14,900	145	
150	37.6	114.7	16,400	14,700	14,200	13,600	36.6	105.5	15,600	15,000	14,500	13,900	150	
155	34.8	107.5	15,300	13,700	13,200	12,700	33.5	97.3	14,500	14,000	13,500	13,000	155	
160	31.8	99.5	14,300	12,800	12,300	11,900							160	
165	28.5	90.5	13,300	11,900	11,500	11,100							165	
170	24.8	79.9	12,300										170	

MLC250 S-1



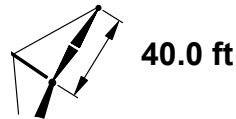
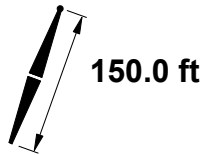
140.0 ft



40.0 ft

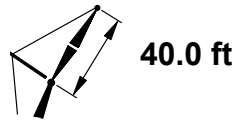
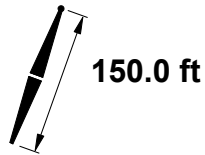
				 25°					
			0°	1°	2°	3°			
	ft	°	ft	lb	lb	lb	lb	ft	
40								40	
45								45	
50								50	
55	79.6		177.4	39,000	38,100			55	
60	77.9		175.9	37,600	36,800	33,600	30,200	60	
65	76.2		174.1	36,300	35,600	33,500	30,100	65	
70	74.4		172.3	35,100	34,400	33,300	30,000	70	
75	72.7		170.2	33,900	33,400	32,800	30,000	75	
80	70.9		167.9	32,900	32,400	31,800	29,900	80	
85	69.1		165.5	31,900	31,400	31,000	29,800	85	
90	67.3		162.8	31,100	30,600	30,200	29,800	90	
95	65.4		160.0	30,200	29,800	29,400	29,000	95	
100	63.5		156.9	29,500	29,100	28,700	28,400	100	
105	61.5		153.6	28,700	28,400	28,100	27,800	105	
110	59.5		150.0	28,100	27,800	27,500	26,500	110	
115	57.5		146.2	27,400	27,100	25,900	24,700	115	
120	55.4		142.0	26,400	25,200	24,100	23,000	120	
125	53.2		137.6	24,500	23,500	22,400	21,400	125	
130	51.0		132.8	22,800	21,800	20,900	20,000	130	
135	48.6		127.5	21,200	20,300	19,500	18,700	135	
140	46.2		121.8	19,700	18,900	18,200	17,400	140	
145	43.6		115.6	18,300	17,600	16,900	16,200	145	
150								150	
155								155	
160								160	
165								165	
170								170	

MLC250 S-1



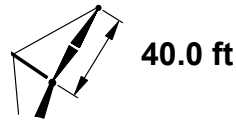
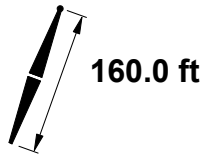
	5°							15°							
	ft	°	ft	0° lb	1° lb	2° lb	3° lb	ft	°	ft	0° lb	1° lb	2° lb	3° lb	ft
40	80.6	194.8	53,700												40
45	79.1	193.8	52,800	44,400											45
50	77.5	192.7	51,800	43,700	38,000	33,700		79.6	191.5	47,600	40,700				50
55	76.0	191.4	50,900	43,100	37,500	33,300		78.1	190.2	47,000	40,300	35,400			55
60	74.4	190.0	50,000	42,400	37,000	32,900		76.5	188.8	46,500	39,900	35,100	31,400		60
65	72.8	188.4	49,200	41,800	36,600	32,500	74.9	187.2	46,000	39,600	34,900	31,200			65
70	71.2	186.6	48,400	41,300	36,100	32,200	73.3	185.4	45,500	39,200	34,600	31,000			70
75	69.6	184.7	47,600	40,700	35,700	31,900	71.7	183.5	45,000	38,900	34,300	30,800			75
80	68.0	182.7	47,000	40,200	35,300	31,500	70.0	181.4	44,500	38,500	34,100	30,600			80
85	66.3	180.4	43,600	39,700	35,000	31,200	68.4	179.2	44,100	38,300	33,800	30,400			85
90	64.7	178.0	39,900	37,500	34,600	30,900	66.7	176.8	40,900	37,900	33,700	30,200			90
95	63.0	175.4	36,600	34,500	32,500	30,600	65.0	174.2	37,600	35,400	33,400	30,100			95
100	61.2	172.6	33,700	31,800	30,000	28,300	63.2	171.3	34,600	32,700	30,900	29,200			100
105	59.5	169.6	31,100	29,400	27,800	26,300	61.4	168.3	31,900	30,200	28,600	27,000			105
110	57.7	166.4	28,700	27,200	25,800	24,400	59.6	165.1	29,500	27,900	26,500	25,100			110
115	55.9	163.0	26,600	25,200	23,900	22,700	57.8	161.6	27,300	25,900	24,600	23,300			115
120	54.0	159.3	24,600	23,400	22,200	21,100	55.9	157.9	25,300	24,000	22,900	21,700			120
125	52.1	155.4	22,900	21,700	20,700	19,600	54.0	153.9	23,500	22,300	21,300	20,200			125
130	50.1	151.2	21,200	20,200	19,200	18,300	52.0	149.7	21,800	20,800	19,800	18,800			130
135	48.1	146.6	19,700	18,800	17,900	17,100	49.9	145.1	20,300	19,300	18,400	17,500			135
140	45.9	141.8	18,300	17,500	16,700	15,900	47.8	140.2	18,800	18,000	17,100	16,300			140
145	43.8	136.5	17,100	16,300	15,500	14,800	45.6	134.9	17,500	16,700	16,000	15,200			145
150	41.5	130.8	15,900	15,200	14,500	13,800	43.3	129.1	16,300	15,500	14,800	14,200			150
155	39.1	124.7	14,700	14,100	13,500	12,900	40.8	122.8	15,100	14,400	13,800	13,200			155
160	36.5	117.9	13,700	13,100	12,500	12,000	38.2	116.0	14,000	13,400	12,800	12,300			160
165	33.8	110.5	12,700	12,200	11,600	11,100	35.5	108.4	13,000	12,400	11,900	11,400			165
170	30.9	102.2	11,800	11,300	10,800	10,400	32.5	99.9	12,000	11,500	11,000	10,600			170
175	27.7	92.8	10,900	10,500	10,000	9,600									175
180	24.1	82.0	10,000	9,700	9,300	8,900									180

MLC250 S-1



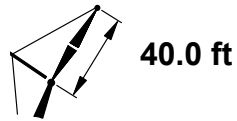
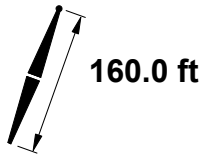
				 25°					
				0°	1°	2°	3°		
				lb	lb	lb	lb		
ft	°	ft					ft		
40								40	
45								45	
50								50	
55	80.2	187.8	39,600					55	
60	78.6	186.3	38,200	37,300	33,600			60	
65	77.0	184.7	36,900	36,100	33,400	30,000		65	
70	75.3	182.9	35,700	35,000	33,300	30,000		70	
75	73.7	181.0	34,600	33,900	33,200	29,900		75	
80	72.0	178.9	33,500	33,000	32,400	29,800		80	
85	70.3	176.6	32,600	32,100	31,600	29,800		85	
90	68.6	174.1	31,700	31,200	30,800	29,800		90	
95	66.9	171.4	30,900	30,400	30,000	29,600		95	
100	65.1	168.6	30,100	29,700	29,300	28,900		100	
105	63.3	165.5	29,400	29,000	28,600	27,800		105	
110	61.5	162.2	28,700	28,400	27,200	25,800		110	
115	59.6	158.7	28,000	26,600	25,200	24,000		115	
120	57.6	154.9	25,900	24,700	23,500	22,300		120	
125	55.7	150.8	24,000	22,900	21,800	20,700		125	
130	53.6	146.5	22,300	21,300	20,300	19,300		130	
135	51.5	141.8	20,700	19,800	18,900	18,000		135	
140	49.3	136.7	19,200	18,400	17,500	16,700		140	
145	47.1	131.3	17,900	17,100	16,300	15,600		145	
150	44.7	125.3	16,600	15,900	15,200	14,500		150	
155								155	
160								160	
165								165	
170								170	
175								175	
180								180	

MLC250 S-1



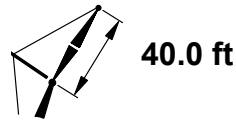
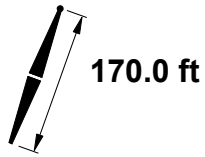
	5°							15°						
			149,600 lb + 0 lb						149,600 lb + 0 lb					
	ft	°	ft	0° lb	1° lb	2° lb	3° lb	°	ft	0° lb	1° lb	2° lb	3° lb	ft
45	79.6	204.1	52,800	44,400										45
50	78.2	203.0	51,900	43,700										50
55	76.7	201.7	51,100	43,100	38,000									55
60	75.2	200.4	50,200	42,500	37,500	33,200								60
65	73.7	198.9	49,500	41,900	37,000	32,900								65
70	72.2	197.2	48,700	41,400	36,600	32,500								70
75	70.7	195.4	48,000	40,800	36,100	32,200								75
80	69.2	193.5	47,300	40,400	35,800	31,800								80
85	67.6	191.4	46,600	39,900	35,400	31,500								85
90	66.0	189.1	46,100	39,600	35,000	31,300								90
95	64.4	186.7	45,600	39,300	34,600	31,000								95
100	62.8	184.1	45,100	38,900	34,300	30,800								100
105	61.2	181.3	44,700	38,600	34,100	30,600								105
110	59.5	178.3	44,300	38,300	34,000	30,400								110
115	57.8	175.1	44,000	38,000	33,900	30,200								115
120	56.1	171.7	43,700	37,700	33,700	30,000								120
125	54.3	168.1	43,500	37,500	33,600	29,900								125
130	52.5	164.2	43,300	37,400	33,500	29,800								130
135	50.6	160.1	43,200	37,300	33,400	29,700								135
140	48.7	155.6	43,100	37,200	33,300	29,600								140
145	46.7	150.9	43,000	37,100	33,200	29,500								145
150	44.7	145.8	42,900	37,000	33,100	29,400								150
155	42.6	140.3	42,800	36,900	33,000	29,300								155
160	40.4	134.4	42,700	36,800	32,900	29,200								160
165	38.0	128.0	42,600	36,700	32,800	29,100								165
170	35.6	121.1	42,500	36,600	32,700	29,000								170
175	32.9	113.4	42,400	36,500	32,600	28,900								175
180	30.1	104.8	42,300	36,400	32,500	28,800								180
185	27.0	95.2	42,200	36,300	32,400	28,700								185
190	23.5	83.9	42,100	36,200	32,300	28,600								190

MLC250 S-1



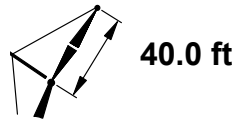
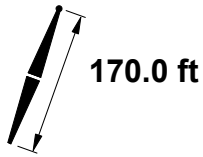
		25°					
		149,600 lb + 0 lb					
ft	°	ft	0° lb	1° lb	2° lb	3° lb	ft
45							45
50							50
55	80.7	198.1	40,000				55
60	79.2	196.7	38,700	37,800			60
65	77.7	195.2	37,400	36,600	33,400	30,000	65
70	76.1	193.5	36,200	35,500	33,200	29,900	70
75	74.6	191.7	35,100	34,500	33,200	29,900	75
80	73.0	189.7	34,100	33,500	33,000	29,800	80
85	71.4	187.5	33,200	32,600	32,100	29,800	85
90	69.8	185.2	32,300	31,800	31,300	29,700	90
95	68.2	182.7	31,500	31,000	30,600	29,700	95
100	66.5	180.0	30,700	30,300	29,900	29,400	100
105	64.8	177.2	30,000	29,600	28,900	27,200	105
110	63.1	174.1	29,300	28,300	26,700	25,300	110
115	61.4	170.9	27,700	26,200	24,800	23,400	115
120	59.6	167.4	25,600	24,300	23,000	21,800	120
125	57.8	163.6	23,700	22,500	21,400	20,200	125
130	55.9	159.6	22,000	20,900	19,800	18,800	130
135	54.0	155.4	20,400	19,400	18,400	17,500	135
140	52.0	150.8	18,900	18,000	17,100	16,300	140
145	50.0	145.9	17,600	16,700	15,900	15,100	145
150	47.9	140.6	16,300	15,500	14,800	14,000	150
155	45.6	134.9	15,100	14,400	13,700	13,000	155
160	43.3	128.8	14,000	13,300	12,700	12,100	160
165							165
170							170
175							175
180							180
185							185
190							190

MLC250 S-1



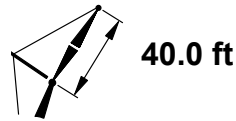
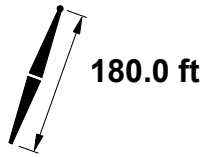
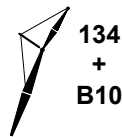
	5°							15°							
	ft	°	ft	0° lb	1° lb	2° lb	3° lb	ft	°	ft	0° lb	1° lb	2° lb	3° lb	ft
45	80.1	214.3	52,800												45
50	78.8	213.2	51,900	43,700	37,800			80.7	212.0	47,700					50
55	77.4	212.1	51,100	43,100	37,400	33,100		79.2	210.9	47,200	40,300				55
60	75.9	210.8	50,300	42,500	37,000	32,800		77.8	209.6	46,700	40,000	35,100	31,300		60
65	74.5	209.3	49,600	42,000	36,600	32,500		76.4	208.1	46,200	39,600	34,800	31,100		65
70	73.1	207.8	48,900	41,500	36,200	32,200		75.0	206.6	45,700	39,300	34,600	30,900		70
75	71.7	206.1	48,200	41,000	35,800	31,900		73.5	204.9	45,300	39,000	34,300	30,700		75
80	70.2	204.2	47,000	40,500	35,500	31,600		72.0	203.0	44,900	38,700	34,100	30,600		80
85	68.7	202.3	42,800	39,700	35,100	31,300		70.6	201.0	44,000	38,400	33,900	30,400		85
90	67.2	200.1	39,000	36,400	33,900	31,100		69.1	198.9	40,200	37,500	33,800	30,200		90
95	65.7	197.8	35,700	33,400	31,200	29,200		67.6	196.6	36,800	34,400	32,200	30,100		95
100	64.2	195.4	32,800	30,700	28,800	27,000		66.0	194.1	33,800	31,700	29,700	27,900		100
105	62.7	192.7	30,200	28,300	26,600	24,900		64.5	191.4	31,200	29,200	27,400	25,800		105
110	61.1	189.9	27,900	26,200	24,600	23,100		62.9	188.6	28,700	27,000	25,400	23,900		110
115	59.5	187.0	25,700	24,200	22,700	21,400		61.3	185.6	26,500	25,000	23,500	22,100		115
120	57.9	183.8	23,800	22,400	21,100	19,800		59.7	182.4	24,500	23,100	21,800	20,500		120
125	56.3	180.4	22,000	20,700	19,500	18,400		58.0	179.0	22,700	21,400	20,200	19,000		125
130	54.6	176.8	20,400	19,200	18,100	17,100		56.3	175.4	21,000	19,900	18,700	17,700		130
135	52.9	173.0	18,900	17,800	16,800	15,800		54.6	171.5	19,500	18,400	17,400	16,400		135
140	51.1	168.9	17,500	16,500	15,600	14,700		52.8	167.4	18,100	17,100	16,100	15,200		140
145	49.3	164.6	16,200	15,300	14,500	13,600		51.0	163.0	16,700	15,800	15,000	14,100		145
150	47.4	160.0	15,000	14,200	13,400	12,600		49.1	158.4	15,500	14,700	13,900	13,100		150
155	45.5	155.0	13,900	13,100	12,400	11,700		47.2	153.4	14,300	13,600	12,800	12,100		155
160	43.5	149.7	12,800	12,200	11,500	10,800		45.2	148.0	13,300	12,600	11,900	11,200		160
165	41.5	144.1	11,900	11,200	10,600	10,000		43.1	142.3	12,200	11,600	11,000	10,400		165
170	39.3	137.9	10,900	10,400	9,800	9,200		40.9	136.1	11,300	10,700	10,100	9,500		170
175	37.0	131.3	10,100	9,500	9,000	8,500		38.6	129.4	10,400	9,800	9,300	8,800		175
180	34.7	124.1	9,300	8,800	8,300	7,800		36.1	122.0	9,500	9,000	8,500	8,100		180
185	32.1	116.2	8,500	8,000	7,600	7,100		33.5	113.9	8,700	8,300	7,800	7,400		185
190	29.3	107.4	7,700	7,300	6,900	6,500									190
195	26.3	97.4	7,000	6,700	6,300	5,900									195
200	22.9	85.9	6,400	6,000	5,700	5,400									200

MLC250 S-1



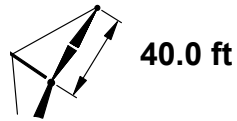
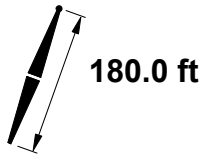
		25°					
		149,600 lb + 0 lb					
ft	°	ft	0° lb	1° lb	2° lb	3° lb	ft
45							45
50							50
55							55
60	79.7	207.0	39,100	37,800			60
65	78.3	205.6	37,900	37,100	33,300		65
70	76.8	204.0	36,800	36,000	33,200	29,800	70
75	75.4	202.3	35,700	35,000	33,100	29,700	75
80	73.9	200.4	34,700	34,100	33,100	29,700	80
85	72.4	198.4	33,800	33,200	32,600	29,700	85
90	70.9	196.2	32,900	32,300	31,800	29,700	90
95	69.3	193.9	32,100	31,600	31,100	29,700	95
100	67.8	191.3	31,300	30,800	30,400	28,800	100
105	66.2	188.7	30,600	30,100	28,300	26,600	105
110	64.6	185.8	29,600	27,800	26,200	24,600	110
115	63.0	182.7	27,300	25,700	24,200	22,800	115
120	61.3	179.5	25,300	23,800	22,500	21,200	120
125	59.6	176.0	23,400	22,100	20,800	19,700	125
130	57.9	172.3	21,600	20,500	19,300	18,200	130
135	56.1	168.4	20,000	19,000	17,900	16,900	135
140	54.3	164.2	18,600	17,600	16,600	15,700	140
145	52.5	159.7	17,200	16,300	15,400	14,600	145
150	50.5	155.0	15,900	15,100	14,300	13,500	150
155	48.5	149.9	14,700	14,000	13,200	12,500	155
160	46.5	144.4	13,600	12,900	12,200	11,500	160
165	44.3	138.5	12,500	11,900	11,300	10,600	165
170							170
175							175
180							180
185							185
190							190
195							195
200							200

MLC250 S-1



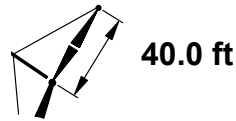
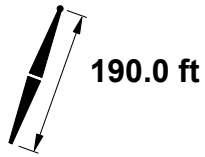
	5°							15°						
	ft	°	ft	0° lb	1° lb	2° lb	3° lb	°	ft	0° lb	1° lb	2° lb	3° lb	ft
45	80.6	224.4	52,700											45
50	79.3	223.4	51,900	43,600										50
55	77.9	222.3	51,100	43,000	37,300	33,000		79.7	221.1	47,100	40,200			55
60	76.6	221.1	50,400	42,500	36,900	32,700		78.4	219.9	46,700	39,900	34,900		60
65	75.2	219.8	49,700	42,000	36,500	32,400		77.0	218.5	46,200	39,500	34,700	31,000	65
70	73.9	218.3	49,000	41,400	36,100	32,100	75.7	217.1	45,700	39,200	34,500	30,800		70
75	72.5	216.7	48,300	41,000	35,800	31,800	74.3	215.4	45,300	38,900	34,300	30,600		75
80	71.1	214.9	46,600	40,600	35,500	31,500	72.9	213.7	45,000	38,600	34,100	30,500		80
85	69.7	213.0	42,400	39,200	35,100	31,300	71.5	211.8	43,700	38,400	33,900	30,300		85
90	68.3	211.0	38,600	35,900	33,300	31,000	70.1	209.7	39,900	37,000	33,700	30,200		90
95	66.9	208.8	35,400	32,900	30,600	28,500	68.7	207.6	36,500	34,000	31,700	29,500		95
100	65.5	206.5	32,400	30,200	28,200	26,300	67.2	205.2	33,500	31,200	29,200	27,200		100
105	64.0	204.0	29,800	27,800	26,000	24,300	65.8	202.7	30,800	28,800	26,900	25,200		105
110	62.6	201.4	27,500	25,700	24,000	22,500	64.3	200.1	28,400	26,600	24,900	23,300		110
115	61.1	198.6	25,300	23,700	22,200	20,800	62.8	197.3	26,200	24,500	23,000	21,500		115
120	59.6	195.6	23,400	21,900	20,500	19,200	61.2	194.3	24,200	22,700	21,300	20,000		120
125	58.0	192.5	21,600	20,300	19,000	17,800	59.7	191.1	22,300	21,000	19,700	18,500		125
130	56.4	189.1	20,000	18,800	17,600	16,500	58.1	187.7	20,700	19,400	18,300	17,100		130
135	54.8	185.6	18,500	17,400	16,300	15,300	56.5	184.1	19,100	18,000	16,900	15,900		135
140	53.2	181.8	17,100	16,100	15,100	14,100	54.9	180.3	17,700	16,600	15,700	14,700		140
145	51.5	177.8	15,800	14,900	14,000	13,100	53.2	176.3	16,400	15,400	14,500	13,600		145
150	49.8	173.5	14,600	13,700	12,900	12,100	51.4	172.0	15,100	14,200	13,400	12,600		150
155	48.1	169.0	13,500	12,700	11,900	11,200	49.7	167.4	14,000	13,200	12,400	11,600		155
160	46.3	164.2	12,400	11,700	11,000	10,300	47.8	162.5	12,900	12,100	11,400	10,700		160
170	42.5	153.6	10,500	9,900	9,300	8,700	44.0	151.8	10,900	10,300	9,700	9,100		170
175	40.5	147.7	9,700	9,100	8,500	8,000	42.0	145.9	10,000	9,400	8,900	8,300		175
180	38.4	141.4	8,900	8,300	7,800	7,300	39.8	139.4	9,200	8,600	8,100	7,600		180
190	33.8	127.1	7,400	6,900	6,500	6,000	35.2	124.9	7,600	7,100	6,700	6,200		190
195	31.3	118.9	6,700	6,200	5,800	5,400	32.7	116.6	6,900	6,500	6,000	5,600		195
200	28.6	109.8	6,000	5,600	5,200	4,900								200
205	25.6	99.6	5,400	5,000	4,700	4,300								205
210	22.3	87.8	4,700	4,400	4,100									210

MLC250 S-1



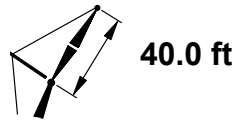
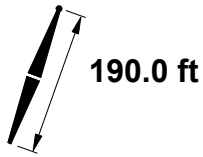
				25°					
				0°	1°	2°	3°		
				lb	lb	lb	lb		
ft	°	ft						ft	
45								45	
50								50	
55								55	
60	80.2	217.4		39,600				60	
65	78.8	216.0		38,400	37,500	33,200		65	
70	77.5	214.5		37,200	36,500	33,100	29,700	70	
75	76.1	212.8		36,200	35,500	33,000	29,700	75	
80	74.7	211.1		35,200	34,500	33,000	29,600	80	
85	73.2	209.1		34,300	33,700	33,000	29,600	85	
90	71.8	207.1		33,400	32,800	32,300	29,600	90	
95	70.4	204.9		32,600	32,100	31,600	29,600	95	
100	68.9	202.5		31,800	31,300	30,100	28,200	100	
105	67.4	200.0		31,100	29,700	27,800	26,000	105	
110	65.9	197.3		29,300	27,400	25,700	24,100	110	
115	64.4	194.4		27,000	25,300	23,800	22,300	115	
120	62.8	191.4		24,900	23,400	22,000	20,700	120	
125	61.2	188.1		23,000	21,700	20,400	19,100	125	
130	59.6	184.7		21,300	20,100	18,900	17,700	130	
135	58.0	181.0		19,700	18,600	17,500	16,400	135	
140	56.3	177.2		18,200	17,200	16,200	15,200	140	
145	54.6	173.1		16,900	15,900	15,000	14,100	145	
150	52.8	168.7		15,600	14,700	13,800	13,000	150	
155	51.0	164.0		14,400	13,600	12,800	12,000	155	
160	49.2	159.0		13,300	12,500	11,800	11,100	160	
170	45.2	148.0		11,200	10,600	10,000	9,400	170	
175	43.1	141.9		10,300	9,700	9,100	8,600	175	
180								180	
190								190	
195								195	
200								200	
205								205	
210								210	

MLC250 S-1



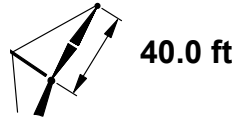
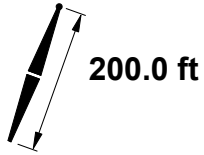
	5°							15°							
			149,600 lb + 0 lb						149,600 lb + 0 lb						
	ft	°	ft	0° lb	1° lb	2° lb	3° lb	ft	°	ft	0° lb	1° lb	2° lb	3° lb	ft
45	81.0	234.6	52,600												45
50	79.7	233.6	51,900	43,400											50
55	78.5	232.6	51,100	42,900	37,100			80.2	231.4	47,100					55
60	77.2	231.4	50,400	42,400	36,700	32,500		78.9	230.2	46,600	39,800	34,800			60
65	75.9	230.1	49,700	41,900	36,400	32,300		77.6	228.9	46,200	39,500	34,600	30,900		65
70	74.6	228.7	49,000	41,400	36,000	32,000		76.3	227.5	45,800	39,200	34,300	30,700		70
75	73.3	227.2	48,400	40,900	35,700	31,700		75.0	225.9	45,400	38,900	34,200	30,500		75
80	72.0	225.5	46,100	40,500	35,400	31,500		73.7	224.3	45,000	38,700	34,000	30,400		80
85	70.7	223.7	41,800	38,600	35,100	31,200		72.4	222.5	43,200	38,400	33,800	30,200		85
90	69.3	221.8	38,100	35,200	32,600	30,100		71.0	220.5	39,400	36,400	33,600	30,100		90
95	68.0	219.7	34,800	32,200	29,900	27,700		69.7	218.5	36,000	33,400	31,000	28,700		95
100	66.6	217.5	31,900	29,600	27,500	25,500		68.3	216.3	33,000	30,700	28,500	26,500		100
105	65.3	215.2	29,300	27,200	25,300	23,500		66.9	213.9	30,300	28,200	26,200	24,400		105
110	63.9	212.7	26,900	25,000	23,300	21,700		65.5	211.4	27,900	26,000	24,200	22,500		110
115	62.4	210.1	24,800	23,100	21,500	20,000		64.1	208.7	25,700	23,900	22,300	20,800		115
120	61.0	207.3	22,800	21,300	19,800	18,500		62.7	205.9	23,700	22,100	20,600	19,200		120
125	59.6	204.3	21,000	19,600	18,300	17,100		61.2	202.9	21,800	20,400	19,000	17,800		125
130	58.1	201.1	19,400	18,100	16,900	15,800		59.7	199.7	20,100	18,800	17,600	16,400		130
135	56.6	197.8	17,900	16,700	15,600	14,500		58.2	196.4	18,600	17,400	16,300	15,200		135
140	55.1	194.3	16,500	15,400	14,400	13,400		56.7	192.8	17,200	16,100	15,000	14,000		140
145	53.5	190.6	15,200	14,200	13,300	12,400		55.1	189.1	15,800	14,800	13,800	12,900		145
150	51.9	186.6	14,000	13,100	12,200	11,400		53.5	185.1	14,600	13,700	12,800	11,900		150
155	50.3	182.4	12,900	12,100	11,200	10,500		51.9	180.9	13,400	12,600	11,700	10,900		155
160	48.6	178.0	11,900	11,100	10,300	9,600		50.2	176.4	12,400	11,600	10,800	10,000		160
165	46.9	173.3	10,900	10,200	9,400	8,800		48.4	171.7	11,300	10,600	9,900	9,200		165
170	45.2	168.3	10,000	9,300	8,600	8,000		46.7	166.6	10,400	9,700	9,000	8,400		170
175	43.4	163.0	9,100	8,500	7,900	7,300		44.8	161.2	9,500	8,900	8,200	7,600		175
180	41.5	157.3	8,300	7,700	7,100	6,600		42.9	155.5	8,600	8,100	7,500	6,900		180
190	37.5	144.7	6,800	6,300	5,800	5,300		38.9	142.7	7,100	6,600	6,100	5,600		190
200	33.0	130.0	5,400	5,000	4,600	4,200		34.3	127.8	5,700	5,200	4,800	4,400		200
205	30.6	121.6	4,800	4,400	4,000			31.9	119.2	5,000	4,600	4,200			205
210	28.0	112.3	4,200												210

MLC250 S-1



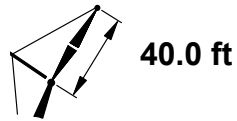
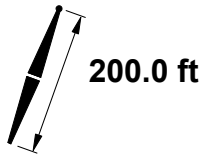
				25°					
				149,600 lb + 0 lb					
				0°	1°	2°	3°		
				lb	lb	lb	lb		
ft	°	ft	ft	lb	lb	lb	lb	ft	ft
45								45	
50								50	
55								55	
60	80.7	227.7		40,000				60	
65	79.3	226.3		38,800	37,500			65	
70	78.0	224.9		37,700	36,900	32,900		70	
75	76.7	223.3		36,700	35,900	32,900	29,600	75	
80	75.4	221.6		35,700	35,000	32,900	29,500	80	
85	74.0	219.8		34,800	34,100	32,800	29,500	85	
90	72.7	217.9		33,900	33,300	32,800	29,500	90	
95	71.3	215.8		33,100	32,600	32,000	29,400	95	
100	69.9	213.5		32,400	31,700	29,500	27,500	100	
105	68.5	211.1		31,300	29,200	27,200	25,300	105	
110	67.1	208.6		28,800	26,900	25,100	23,400	110	
115	65.6	205.9		26,500	24,800	23,200	21,600	115	
120	64.2	203.0		24,500	22,900	21,400	20,000	120	
125	62.7	200.0		22,600	21,100	19,800	18,500	125	
130	61.2	196.8		20,800	19,500	18,300	17,100	130	
135	59.7	193.4		19,200	18,000	16,900	15,800	135	
140	58.1	189.8		17,800	16,600	15,600	14,600	140	
145	56.5	185.9		16,400	15,400	14,400	13,400	145	
150	54.9	181.9		15,100	14,200	13,200	12,400	150	
155	53.2	177.6		13,900	13,000	12,200	11,400	155	
160	51.5	173.0		12,800	12,000	11,200	10,400	160	
165	49.7	168.2		11,700	11,000	10,300	9,600	165	
170	47.9	163.0		10,800	10,100	9,400	8,700	170	
175	46.0	157.5		9,800	9,200	8,500	7,900	175	
180	44.1	151.6		8,900	8,300	7,800	7,200	180	
190								190	
200								200	
205								205	
210								210	

MLC250 S-1



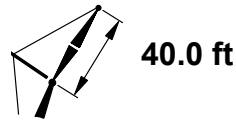
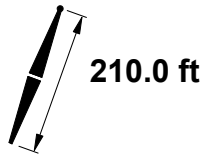
	5°							15°							
	ft	°	ft	0° lb	1° lb	2° lb	3° lb	ft	°	ft	0° lb	1° lb	2° lb	3° lb	ft
50	80.2	243.8	51,700					80.6	241.6	47,000					50
55	79.0	242.8	51,000	42,700	36,900			79.4	240.5	46,600	39,600				55
60	77.7	241.7	50,300	42,200	36,600	32,400		78.2	239.2	46,100	39,300	34,500			60
65	76.5	240.5	49,600	41,800	36,300	32,100		78.2	239.2	46,100	39,300	34,500			65
70	75.3	239.1	49,000	41,300	35,900	31,900		76.9	237.9	45,700	39,100	34,200	30,500		70
75	74.0	237.7	48,400	40,900	35,600	31,600		75.7	236.4	45,300	38,800	34,100	30,400		75
80	72.8	236.1	45,700	40,400	35,300	31,300		74.4	234.8	45,000	38,600	33,800	30,300		80
85	71.5	234.4	41,400	38,000	34,900	31,200		73.1	233.1	42,900	38,300	33,700	30,200		85
90	70.2	232.5	37,700	34,700	31,900	29,400		71.9	231.3	39,000	36,000	33,100	30,000		90
95	69.0	230.6	34,400	31,700	29,300	27,000		70.6	229.3	35,600	32,900	30,400	28,100		95
100	67.7	228.5	31,500	29,100	26,900	24,800		69.3	227.2	32,600	30,200	27,900	25,800		100
105	66.4	226.3	28,800	26,700	24,700	22,800		68.0	225.0	29,900	27,700	25,700	23,800		105
110	65.0	223.9	26,500	24,500	22,700	21,000		66.6	222.6	27,500	25,500	23,700	21,900		110
115	63.7	221.4	24,300	22,600	20,900	19,400		65.3	220.1	25,300	23,500	21,800	20,200		115
120	62.3	218.7	22,400	20,800	19,300	17,900		63.9	217.4	23,300	21,600	20,100	18,700		120
125	61.0	215.9	20,600	19,100	17,800	16,500		62.5	214.6	21,400	19,900	18,500	17,200		125
130	59.6	213.0	19,000	17,600	16,400	15,200		61.1	211.6	19,800	18,400	17,100	15,900		130
135	58.2	209.8	17,500	16,200	15,100	14,000		59.7	208.4	18,200	16,900	15,700	14,600		135
140	56.7	206.5	16,100	14,900	13,900	12,800		58.3	205.1	16,800	15,600	14,500	13,500		140
145	55.3	203.0	14,800	13,700	12,700	11,800		56.8	201.6	15,400	14,400	13,300	12,400		145
150	53.8	199.3	13,600	12,600	11,700	10,800		55.3	197.8	14,200	13,200	12,300	11,400		150
155	52.3	195.4	12,500	11,600	10,700	9,900		53.8	193.9	13,000	12,100	11,300	10,400		155
160	50.7	191.3	11,400	10,600	9,800	9,000		52.2	189.7	12,000	11,100	10,300	9,500		160
165	49.2	186.9	10,500	9,700	8,900	8,200		50.6	185.4	11,000	10,200	9,400	8,700		165
170	47.5	182.3	9,500	8,800	8,100	7,500		49.0	180.7	10,000	9,300	8,600	7,900		170
175	45.9	177.5	8,700	8,000	7,400	6,700		47.3	175.8	9,100	8,400	7,800	7,100		175
180	44.2	172.3	7,900	7,200	6,600	6,100		45.6	170.6	8,300	7,600	7,000	6,400		180
190	40.5	160.9	6,400	5,800	5,300	4,800		41.9	159.1	6,700	6,200	5,600	5,100		190
195	38.6	154.7	5,700	5,200	4,700	4,200		40.0	152.7	6,000	5,500	5,000	4,500		195
200	36.6	147.9	5,000	4,500	4,100			37.9	145.9	5,300	4,800	4,400			200
205	34.5	140.7	4,400					35.8	138.5	4,600	4,200				205
210								33.5	130.5	4,000					210

MLC250 S-1



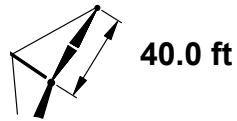
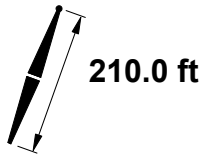
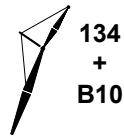
				25°					
				0°					
				1°					
				2°					
				3°					
ft	°	ft	lb	lb	lb	lb	ft		
50							50		
55							55		
60							60		
65	79.8	236.7	39,200	37,300			65		
70	78.6	235.3	38,100	37,200	32,800		70		
75	77.3	233.8	37,100	36,400	32,800	29,400	75		
80	76.0	232.2	36,200	35,400	32,700	29,300	80		
85	74.7	230.4	35,300	34,600	32,700	29,300	85		
90	73.4	228.6	34,400	33,800	32,700	29,300	90		
95	72.1	226.6	33,600	33,000	31,500	29,200	95		
100	70.8	224.5	32,900	31,300	29,000	26,900	100		
105	69.5	222.2	31,000	28,700	26,700	24,700	105		
110	68.1	219.8	28,500	26,400	24,600	22,800	110		
115	66.8	217.2	26,200	24,400	22,700	21,100	115		
120	65.4	214.5	24,100	22,500	20,900	19,400	120		
125	64.0	211.7	22,200	20,700	19,300	17,900	125		
130	62.6	208.6	20,500	19,100	17,800	16,500	130		
135	61.1	205.4	18,900	17,600	16,400	15,200	135		
140	59.7	202.0	17,400	16,200	15,100	14,000	140		
145	58.2	198.4	16,000	14,900	13,900	12,900	145		
150	56.7	194.7	14,800	13,700	12,800	11,900	150		
155	55.1	190.7	13,600	12,600	11,700	10,900	155		
160	53.5	186.4	12,400	11,600	10,800	10,000	160		
165	51.9	182.0	11,400	10,600	9,800	9,100	165		
170	50.2	177.2	10,400	9,700	8,900	8,300	170		
175	48.5	172.2	9,500	8,800	8,100	7,500	175		
180	46.7	166.9	8,600	7,900	7,300	6,700	180		
190	43.0	155.1	7,000	6,400	5,900	5,300	190		
195							195		
200							200		
205							205		
210							210		

MLC250 S-1



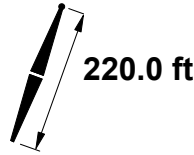
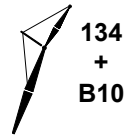
	5°							15°						
	ft	°	ft	0° lb	1° lb	2° lb	3° lb	°	ft	0° lb	1° lb	2° lb	3° lb	ft
50	80.6	254.0	51,400											50
55	79.4	253.0	50,800	42,500				81.0	251.8	46,800				55
60	78.2	252.0	50,100	42,000	36,400			79.8	250.7	46,400	39,500			60
65	77.1	250.8	49,600	41,600	36,000	32,000		78.6	249.6	46,000	39,200	34,200		65
70	75.9	249.5	48,900	41,100	35,700	31,700		77.5	248.3	45,700	38,900	34,000	30,400	70
75	74.7	248.1	48,400	40,800	35,500	31,500		76.3	246.8	45,300	38,700	33,900	30,300	75
80	73.5	246.6	45,300	40,300	35,200	31,200		75.1	245.3	45,000	38,400	33,700	30,100	80
85	72.3	244.9	41,000	37,400	34,200	31,000		73.8	243.7	42,500	38,300	33,500	30,000	85
90	71.1	243.2	37,200	34,100	31,200	28,600		72.6	241.9	38,600	35,400	32,500	29,800	90
95	69.8	241.3	33,900	31,100	28,600	26,300		71.4	240.0	35,200	32,400	29,800	27,400	95
100	68.6	239.3	31,000	28,500	26,200	24,100		70.2	238.0	32,200	29,700	27,300	25,200	100
105	67.4	237.2	28,400	26,100	24,000	22,100		68.9	235.9	29,500	27,200	25,100	23,100	105
110	66.1	235.0	26,000	24,000	22,100	20,300		67.6	233.7	27,100	25,000	23,100	21,300	110
115	64.8	232.6	23,900	22,000	20,300	18,700		66.4	231.3	24,800	23,000	21,200	19,600	115
120	63.6	230.1	21,900	20,200	18,700	17,200		65.1	228.7	22,800	21,100	19,500	18,000	120
125	62.3	227.4	20,100	18,600	17,100	15,800		63.8	226.0	21,000	19,400	18,000	16,600	125
130	60.9	224.6	18,500	17,100	15,800	14,500		62.4	223.2	19,300	17,900	16,500	15,200	130
135	59.6	221.6	17,000	15,700	14,500	13,300		61.1	220.2	17,800	16,400	15,200	14,000	135
140	58.3	218.5	15,600	14,400	13,300	12,200		59.7	217.1	16,300	15,100	13,900	12,900	140
145	56.9	215.2	14,300	13,200	12,200	11,200		58.3	213.8	15,000	13,900	12,800	11,800	145
150	55.5	211.7	13,100	12,100	11,100	10,200		56.9	210.3	13,700	12,700	11,700	10,800	150
155	54.1	208.1	12,000	11,000	10,100	9,300		55.5	206.6	12,600	11,600	10,700	9,800	155
160	52.6	204.2	10,900	10,100	9,200	8,400		54.1	202.7	11,500	10,600	9,800	8,900	160
165	51.1	200.2	10,000	9,100	8,400	7,600		52.6	198.6	10,500	9,700	8,900	8,100	165
170	49.6	195.9	9,000	8,300	7,600	6,900		51.0	194.3	9,500	8,800	8,000	7,300	170
175	48.1	191.4	8,200	7,500	6,800	6,100		49.5	189.7	8,700	7,900	7,200	6,600	175
180	46.5	186.6	7,400	6,700	6,100	5,500		47.9	184.9	7,800	7,100	6,500	5,900	180
185	44.9	181.5	6,600	6,000	5,400	4,800		46.2	179.8	7,000	6,400	5,800	5,200	185
190	43.2	176.2	5,900	5,300	4,700	4,200		44.5	174.4	6,200	5,700	5,100	4,500	190
195	41.5	170.5	5,200	4,600	4,100			42.8	168.7	5,500	5,000	4,400		195
200	39.7	164.5	4,500	4,000				41.0	162.6	4,800	4,300			200
205								39.1	156.0	4,200				205

MLC250 S-1



				25°					
				0°					
				1°					
				2°					
				3°					
ft	°	ft	lb	lb	lb	lb	lb	ft	
50								50	
55								55	
60								60	
65	80.2	247.0	39,600					65	
70	79.0	245.6	38,500	37,000				70	
75	77.8	244.2	37,500	36,800	32,600	29,200		75	
80	76.6	242.7	36,600	35,900	32,500	29,200		80	
85	75.4	241.0	35,700	35,000	32,500	29,200		85	
90	74.1	239.2	34,900	34,200	32,500	29,200		90	
95	72.9	237.3	34,100	33,500	31,000	28,500		95	
100	71.6	235.3	33,300	30,800	28,400	26,200		100	
105	70.4	233.2	30,600	28,300	26,100	24,100		105	
110	69.1	230.9	28,100	26,000	24,000	22,200		110	
115	67.8	228.4	25,800	23,900	22,100	20,400		115	
120	66.5	225.9	23,700	22,000	20,400	18,800		120	
125	65.2	223.2	21,800	20,200	18,700	17,300		125	
130	63.8	220.3	20,100	18,600	17,300	16,000		130	
135	62.5	217.3	18,500	17,100	15,900	14,700		135	
140	61.1	214.1	17,000	15,800	14,600	13,500		140	
145	59.7	210.7	15,600	14,500	13,400	12,400		145	
150	58.3	207.1	14,300	13,300	12,300	11,300		150	
155	56.8	203.4	13,100	12,200	11,200	10,300		155	
160	55.3	199.5	12,000	11,100	10,200	9,400		160	
165	53.8	195.3	11,000	10,100	9,300	8,500		165	
170	52.3	190.9	10,000	9,200	8,400	7,700		170	
175	50.7	186.3	9,100	8,300	7,600	6,900		175	
180	49.0	181.3	8,200	7,500	6,800	6,200		180	
185	47.4	176.1	7,300	6,700	6,100	5,500		185	
190	45.6	170.6	6,600	6,000	5,400	4,800		190	
195	43.8	164.7	5,800	5,200	4,700	4,200		195	
200								200	
205								205	

MLC250 S-1



	5°			15°			
	ft	°	ft	lb	ft	lb	
50	80.9	264.2	51,200				50
55	79.8	263.2	50,500				55
60	78.7	262.2	49,900	80.2	261.0	46,200	60
65	77.6	261.1	49,300	79.1	259.8	45,900	65
70	76.4	259.8	48,800	78.0	258.6	45,500	70
75	75.3	258.5	48,200	76.8	257.2	45,200	75
80	74.1	257.0	44,800	75.7	255.8	44,900	80
85	73.0	255.5	40,600	74.5	254.2	42,100	85
90	71.8	253.8	36,800	73.3	252.5	38,300	90
95	70.7	252.0	33,500	72.1	250.7	34,900	95
100	69.5	250.1	30,600	71.0	248.8	31,800	100
105	68.3	248.1	27,900	69.8	246.8	29,100	105
110	67.1	245.9	25,600	68.6	244.6	26,700	110
115	65.9	243.7	23,400	67.3	242.3	24,500	115
120	64.7	241.3	21,500	66.1	239.9	22,400	120
125	63.4	238.7	19,700	64.9	237.4	20,600	125
130	62.2	236.1	18,100	63.6	234.7	18,900	130
135	60.9	233.2	16,500	62.3	231.9	17,400	135
140	59.6	230.3	15,200	61.1	228.9	15,900	140
145	58.3	227.2	13,900	59.7	225.7	14,600	145
150	57.0	223.9	12,700	58.4	222.4	13,300	150
155	55.7	220.4	11,500	57.1	219.0	12,200	155
160	54.3	216.8	10,500	55.7	215.3	11,100	160
165	52.9	213.0	9,500	54.3	211.5	10,100	165
170	51.5	209.0	8,600	52.9	207.4	9,100	170
175	50.1	204.8	7,700	51.4	203.2	8,200	175
180	48.6	200.3	6,900	49.9	198.7	7,400	180
185	47.1	195.7	6,200	48.4	194.0	6,600	185
190	45.5	190.7	5,400	46.9	189.0	5,800	190
195	43.9	185.5	4,700	45.2	183.8	5,100	195
200	42.3	180.0	4,100	43.6	178.2	4,400	200
205							205

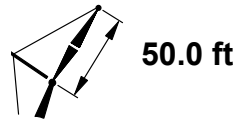
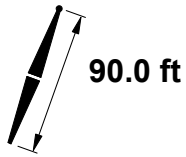
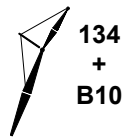
MLC250 S-1



		25°				
		0°				
ft	°	ft	lb	ft		
50				50		
55				55		
60				60		
65	80.6	257.2	40,000	65		
70	79.5	256.0	38,900	70		
75	78.3	254.6	37,900	75		
80	77.1	253.1	37,000	80		
85	76.0	251.5	36,100	85		
90	74.8	249.8	35,300	90		
95	73.6	248.0	34,500	95		
100	72.4	246.1	33,100	100		
105	71.2	244.0	30,300	105		
110	70.0	241.8	27,700	110		
115	68.7	239.5	25,500	115		
120	67.5	237.1	23,400	120		
125	66.2	234.5	21,500	125		
130	65.0	231.8	19,700	130		
135	63.7	228.9	18,100	135		
140	62.4	225.9	16,600	140		
145	61.0	222.7	15,300	145		
150	59.7	219.4	14,000	150		
155	58.3	215.8	12,800	155		
160	56.9	212.1	11,700	160		
165	55.5	208.2	10,600	165		
170	54.1	204.1	9,600	170		
175	52.6	199.8	8,700	175		
180	51.1	195.3	7,800	180		
185	49.5	190.4	7,000	185		
190	47.9	185.4	6,200	190		
195	46.3	180.0	5,400	195		
200	44.6	174.3	4,700	200		
205	42.8	168.2	4,100	205		

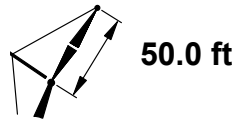
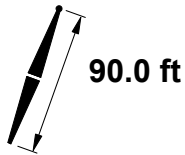
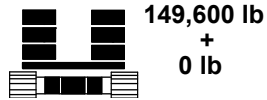

REFERENCE ONLY!

MLC250 S-1



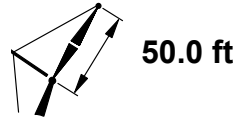
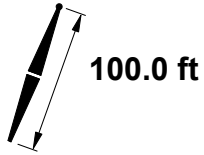
	5°							15°						
	ft	°	ft	0° lb	1° lb	2° lb	3° lb	°	ft	0° lb	1° lb	2° lb	3° lb	ft
35	79.7	144.9	45,400	37,700										35
40	77.6	143.7	44,100	36,800										40
45	75.4	142.3	42,900	36,000	31,800	27,500		79.0	141.1	39,800	33,800			45
50	73.3	140.7	41,700	35,200	31,100	27,000		76.8	139.5	38,900	33,200	29,100	25,900	50
55	71.1	138.9	40,700	34,400	30,500	26,500		74.6	137.7	38,000	32,700	28,700	25,500	55
60	68.9	136.8	39,700	33,700	29,400	26,100		72.4	135.6	37,000	32,200	28,200	25,200	60
65	66.6	134.6	38,700	33,000	28,900	25,700		70.2	133.4	36,200	31,700	27,900	24,900	65
70	64.4	132.1	37,700	32,400	28,400	25,300		67.8	130.8	35,100	31,300	27,500	24,600	70
75	62.0	129.3	36,700	31,800	27,900	24,900		65.5	128.0	33,200	30,800	27,200	24,400	75
80	59.6	126.3	35,800	31,200	27,500	24,500		63.1	125.0	31,500	30,500	26,900	24,200	80
85	57.2	123.0	34,900	30,700	27,100	24,200		60.6	121.6	30,100	29,900	26,600	23,900	85
90	54.6	119.3	34,100	30,200	26,700	23,900		58.0	117.9	28,700	28,600	26,400	23,700	90
95	52.0	115.3	33,300	29,700	26,300	23,600		55.3	113.9	27,400	27,300	26,100	23,500	95
100	49.3	110.9	31,600	29,300	25,900	23,300		52.6	109.4	26,300	26,200	25,900	23,400	100
105	46.4	106.1	30,000	28,700	25,600	23,000		49.7	104.5	25,300	25,300	25,000	23,200	105
110	43.4	100.7	28,700	28,300	25,300	22,800		46.6	99.0	24,400	24,300	24,100	23,100	110
115	40.2	94.7	27,500	27,200	25,100	22,600		43.3	92.8	23,600	23,500	23,300	23,000	115
120	36.8	87.9	26,300	26,200	24,900	22,500		39.8	85.9	22,800	22,800	22,600	22,400	120
125	33.0	80.2	25,300	25,100	24,700	22,400		35.9	77.9	22,200	22,100	22,000	21,800	125
130	28.7	71.1	24,300	24,100	23,500	22,200		31.5	68.5	21,500	21,400	21,400	21,300	130
135	23.7	59.9	23,200	22,700	22,200	21,700								135

MLC250 S-1



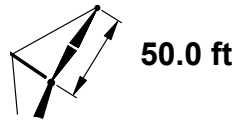
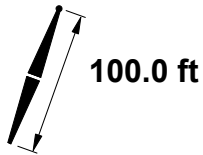
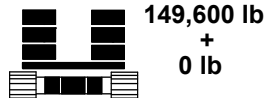
		25°					
		149,600 lb + 0 lb					
		0°					
		1°					
		2°					
		3°					
ft	°	ft	lb	lb	lb	lb	ft
35							35
40							40
45							45
50	80.5	136.9	32,500				50
55	78.3	135.1	30,700	30,400	27,400		55
60	76.0	133.0	29,200	28,900	27,200	24,300	60
65	73.7	130.7	27,800	27,500	27,000	24,200	65
70	71.3	128.1	26,600	26,300	25,800	24,000	70
75	68.9	125.2	25,500	25,200	24,800	23,900	75
80	66.4	122.1	24,400	24,200	23,800	23,500	80
85	63.9	118.6	23,500	23,300	23,000	22,700	85
90	61.2	114.8	22,700	22,500	22,200	21,900	90
95	58.5	110.7	21,900	21,700	21,500	21,300	95
100	55.6	106.0	21,200	21,100	20,900	20,700	100
105	52.6	100.9	20,600	20,500	20,300	20,100	105
110	49.4	95.2	20,000	19,900	19,800	19,600	110
115	46.0	88.8	19,500	19,400	19,300	19,200	115
120							120
125							125
130							130
135							135

MLC250 S-1



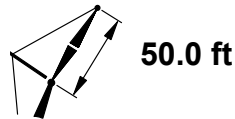
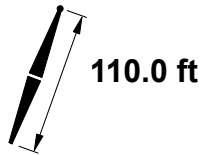
	5°							15°						
			149,600 lb + 0 lb						149,600 lb + 0 lb					
	ft	°	ft	0° lb	1° lb	2° lb	3° lb	°	ft	0° lb	1° lb	2° lb	3° lb	ft
35	80.4	155.1	45,700											35
40	78.4	154.0	44,500	37,100	31,900									40
45	76.4	152.7	43,300	36,300	31,300	27,600	79.8	151.5	40,100	34,000				45
50	74.4	151.2	42,300	35,500	30,700	27,200	77.8	150.0	39,300	33,400	29,200	25,900		50
55	72.4	149.5	41,200	34,800	30,200	26,700	75.7	148.3	38,300	32,900	28,800	25,600		55
60	70.4	147.7	40,200	34,100	29,700	26,300	73.7	146.4	37,500	32,400	28,400	25,300		60
65	68.3	145.6	39,400	33,400	29,200	25,900	71.6	144.3	36,700	32,000	28,100	25,000		65
70	66.2	143.3	38,400	32,800	28,700	25,500	69.5	142.0	36,000	31,500	27,700	24,800		70
75	64.1	140.8	37,500	32,200	28,200	25,100	67.3	139.4	34,600	31,100	27,400	24,500		75
80	61.9	138.0	36,600	31,700	27,800	24,800	65.1	136.7	32,900	30,700	27,100	24,300		80
85	59.7	135.0	35,700	31,100	27,400	24,500	62.8	133.6	31,400	30,400	26,900	24,100		85
90	57.4	131.7	34,900	30,700	27,000	24,100	60.5	130.3	30,000	29,900	26,600	23,900		90
95	55.0	128.1	34,200	30,100	26,600	23,900	58.1	126.6	28,800	28,700	26,400	23,700		95
100	52.6	124.2	33,500	29,700	26,300	23,600	55.7	122.7	27,600	27,500	26,200	23,500		100
105	50.1	119.9	32,000	29,300	26,000	23,300	53.1	118.3	26,600	26,500	26,000	23,400		105
110	47.4	115.2	30,500	28,900	25,700	23,100	50.5	113.6	25,600	25,500	25,200	23,300		110
115	44.7	110.0	29,200	28,500	25,400	22,900	47.7	108.3	24,700	24,600	24,400	23,200		115
120	41.8	104.4	27,500	26,600	25,200	22,700	44.7	102.5	23,900	23,900	23,600	23,000		120
125	38.7	98.1	25,800	25,000	24,200	22,500	41.6	96.1	23,100	23,100	22,900	22,700		125
130	35.4	91.0	24,100	23,400	22,700	22,000	38.2	88.8	22,500	22,500	22,300	22,200		130
135	31.8	82.9	22,600	22,000	21,400	20,800	34.5	80.5	21,900	21,800	21,700	21,100		135
140	27.7	73.4	21,200	20,600	20,100	19,600								140
145	22.9	61.8	19,900	19,400	18,900	18,500								145

MLC250 S-1



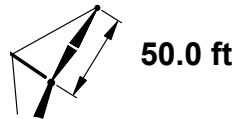
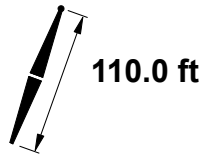
		25°					
		149,600 lb + 0 lb					
ft	°	ft	0° lb	1° lb	2° lb	3° lb	ft
35							35
40							40
45							45
50							50
55	79.1	145.6	31,400	31,000			55
60	77.0	143.7	29,900	29,500	27,300	24,400	60
65	74.9	141.6	28,500	28,200	27,100	24,200	65
70	72.7	139.2	27,300	27,000	26,500	24,100	70
75	70.5	136.6	26,200	25,900	25,500	24,000	75
80	68.3	133.7	25,200	24,900	24,500	23,900	80
85	65.9	130.6	24,300	24,000	23,700	23,300	85
90	63.6	127.2	23,500	23,200	22,900	22,600	90
95	61.1	123.5	22,700	22,500	22,200	21,900	95
100	58.6	119.4	22,000	21,800	21,500	21,300	100
105	56.0	114.9	21,300	21,100	20,900	20,700	105
110	53.2	110.0	20,700	20,600	20,400	20,200	110
115	50.3	104.6	20,200	20,100	19,900	19,800	115
120	47.3	98.5	19,700	19,600	19,500	19,400	120
125	44.0	91.8	19,300	19,200	19,100	19,000	125
130							130
135							135
140							140
145							145

MLC250 S-1



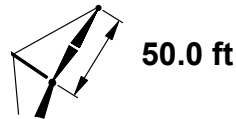
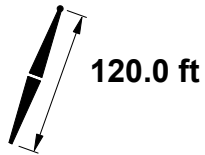
	5°							15°						
	ft	°	ft	0° lb	1° lb	2° lb	3° lb	°	ft	0° lb	1° lb	2° lb	3° lb	ft
35	81.0	165.3	45,900											35
40	79.1	164.2	44,700	37,200										40
45	77.3	163.0	43,700	36,400	31,400	27,700		80.4	161.8	40,300				45
50	75.4	161.6	42,600	35,800	30,900	27,300		78.6	160.4	39,600	33,600	29,200		50
55	73.6	160.1	41,700	35,000	30,400	26,800		76.7	158.8	38,700	33,100	28,900	25,700	55
60	71.7	158.3	40,800	34,400	29,900	26,500	74.8	157.1	37,900	32,600	28,600	25,400		60
65	69.7	156.4	39,800	33,700	29,400	26,100	72.8	155.1	37,100	32,200	28,300	25,200		65
70	67.8	154.3	39,000	33,200	28,900	25,700	70.9	153.0	36,400	31,800	27,900	24,900		70
75	65.8	152.0	38,200	32,600	28,500	25,400	68.9	150.6	35,700	31,400	27,600	24,700		75
80	63.8	149.4	37,300	32,000	28,100	25,000	66.8	148.1	34,200	31,000	27,400	24,500		80
85	61.8	146.7	36,400	31,500	27,700	24,700	64.8	145.3	32,700	30,600	27,000	24,200		85
90	59.7	143.6	35,700	31,000	27,300	24,400	62.7	142.2	31,200	30,300	26,800	24,000		90
95	57.5	140.4	35,000	30,600	26,900	24,100	60.5	138.9	30,000	29,900	26,600	23,900		95
100	55.3	136.8	34,200	30,100	26,600	23,900	58.3	135.3	28,800	28,700	26,400	23,700		100
105	53.1	133.0	33,400	29,700	26,300	23,600	56.0	131.4	27,700	27,600	26,200	23,500		105
110	50.7	128.8	31,000	29,400	26,000	23,400	53.6	127.2	26,700	26,700	26,000	23,400		110
115	48.3	124.3	28,900	27,800	25,700	23,100	51.2	122.6	25,900	25,800	25,400	23,300		115
120	45.8	119.3	26,900	26,000	25,000	23,000	48.6	117.6	25,000	24,900	24,600	23,200		120
125	43.2	113.9	25,200	24,300	23,400	22,600	45.9	112.1	24,200	24,100	23,900	23,100		125
130	40.4	107.9	23,500	22,700	22,000	21,200	43.1	106.0	23,500	23,200	22,400	21,700		130
135	37.4	101.3	22,000	21,300	20,600	19,900	40.0	99.2	22,500	21,700	21,000	20,300		135
140	34.2	93.9	20,600	20,000	19,400	18,800	36.8	91.6	21,000	20,300	19,700	19,100		140
145	30.7	85.5	19,300	18,700	18,200	17,700	33.1	83.0	19,600	19,100	18,500	18,000		145
150	26.7	75.6	18,100	17,600	17,100	16,600								150
155	22.1	63.6	16,900	16,500	16,100	15,700								155

MLC250 S-1



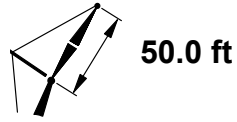
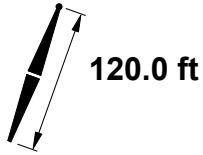
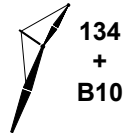
		25°					
		0°					
		1°					
		2°					
		3°					
ft	°	ft	lb	lb	lb	lb	ft
35							35
40							40
45							45
50							50
55	79.8	156.1	31,900	31,300			55
60	77.9	154.3	30,500	30,200	27,300	24,400	60
65	75.9	152.3	29,200	28,800	27,100	24,300	65
70	73.9	150.1	28,000	27,700	27,000	24,200	70
75	71.9	147.8	26,900	26,600	26,100	24,000	75
80	69.8	145.1	25,900	25,600	25,200	24,000	80
85	67.7	142.3	25,000	24,700	24,300	23,900	85
90	65.5	139.2	24,100	23,900	23,500	23,200	90
95	63.3	135.8	23,300	23,100	22,800	22,500	95
100	61.0	132.1	22,600	22,400	22,200	21,900	100
105	58.7	128.1	22,000	21,800	21,600	21,300	105
110	56.3	123.7	21,400	21,200	21,000	20,800	110
115	53.7	119.0	20,800	20,700	20,500	20,300	115
120	51.1	113.8	20,400	20,200	20,000	19,900	120
125	48.3	108.1	19,900	19,800	19,600	19,500	125
130	45.3	101.7	19,400	19,400	19,200	19,100	130
135							135
140							140
145							145
150							150
155							155

MLC250 S-1



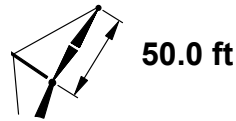
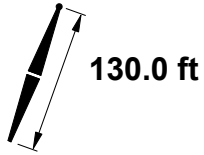
	5°							15°							
	ft	°	ft	0° lb	1° lb	2° lb	3° lb	ft	°	ft	0° lb	1° lb	2° lb	3° lb	ft
40	79.8	174.5	45,000	37,300				81.0	172.1	40,400					40
45	78.1	173.3	43,900	36,600				79.3	170.8	39,700	33,700				45
50	76.3	172.0	42,900	36,000	31,000	27,400		77.5	169.3	39,000	33,200	29,000	25,700		50
55	74.6	170.6	42,000	35,300	30,500	27,000		75.7	167.6	38,200	32,800	28,700	25,500		55
60	72.8	168.9	41,100	34,600	30,000	26,600		73.9	165.8	37,500	32,300	28,400	25,300		60
65	71.0	167.1	40,300	34,100	29,600	26,200	73.9	165.8	37,500	32,300	28,400	25,300		65	
70	69.2	165.2	39,500	33,500	29,200	25,900	72.1	163.8	36,800	31,900	28,100	25,000		70	
75	67.4	163.0	38,800	32,900	28,700	25,500	70.2	161.7	36,100	31,600	27,800	24,800		75	
80	65.5	160.6	37,900	32,400	28,300	25,200	68.3	159.3	35,500	31,200	27,500	24,600		80	
85	63.6	158.1	37,100	31,900	28,000	24,900	66.4	156.7	33,900	30,900	27,200	24,400		85	
90	61.7	155.3	36,300	31,400	27,600	24,600	64.5	153.9	32,500	30,600	27,000	24,200		90	
95	59.7	152.3	35,500	31,000	27,200	24,400	62.5	150.9	31,100	30,200	26,800	24,000		95	
100	57.7	149.1	34,900	30,600	26,900	24,100	60.5	147.6	30,000	29,800	26,500	23,800		100	
105	55.6	145.6	33,000	30,100	26,600	23,800	58.4	144.0	28,900	28,700	26,300	23,700		105	
110	53.5	141.8	30,700	29,300	26,200	23,600	56.2	140.2	27,800	27,800	26,200	23,600		110	
115	51.3	137.7	28,500	27,300	26,000	23,400	54.0	136.1	26,900	26,800	26,000	23,400		115	
120	49.1	133.3	26,600	25,500	24,500	23,200	51.8	131.6	26,000	26,000	25,100	23,300		120	
125	46.7	128.5	24,800	23,900	22,900	22,000	49.4	126.7	25,200	24,400	23,500	22,600		125	
130	44.3	123.3	23,200	22,300	21,500	20,700	46.9	121.4	23,700	22,900	22,000	21,200		130	
135	41.8	117.6	21,700	20,900	20,100	19,400	44.3	115.7	22,200	21,400	20,600	19,900		135	
140	39.1	111.4	20,300	19,600	18,900	18,200	41.6	109.3	20,700	20,000	19,300	18,600		140	
145	36.2	104.5	19,000	18,400	17,700	17,100	38.6	102.3	19,400	18,700	18,100	17,500		145	
150	33.1	96.8	17,800	17,200	16,600	16,100	35.5	94.4	18,100	17,500	17,000	16,400		150	
155	29.7	88.0	16,600	16,100	15,600	15,100	32.0	85.3	16,900	16,400	15,900	15,400		155	
160	25.9	77.8	15,600	15,100	14,700	14,200								160	
165	21.3	65.4	14,600	14,200	13,800	13,400								165	

MLC250 S-1



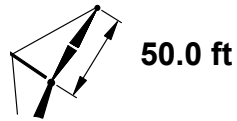
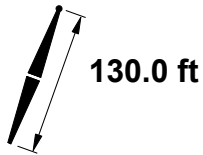
		25°					
		149,600 lb + 0 lb					
ft	°	ft	0° lb	1° lb	2° lb	3° lb	ft
40							40
45							45
50							50
55	80.5	166.5	32,500				55
60	78.7	164.8	31,000	30,700	27,300		60
65	76.8	163.0	29,700	29,400	27,200	24,300	65
70	75.0	161.0	28,600	28,300	27,000	24,200	70
75	73.1	158.7	27,500	27,200	26,700	24,100	75
80	71.2	156.3	26,500	26,200	25,800	24,000	80
85	69.2	153.7	25,600	25,300	24,900	23,900	85
90	67.2	150.8	24,800	24,500	24,100	23,800	90
95	65.2	147.7	24,000	23,800	23,400	23,100	95
100	63.1	144.4	23,200	23,100	22,800	22,500	100
105	61.0	140.7	22,600	22,400	22,100	21,900	105
110	58.8	136.8	22,000	21,800	21,600	21,300	110
115	56.5	132.5	21,400	21,300	21,100	20,800	115
120	54.2	127.9	21,000	20,800	20,600	20,400	120
125	51.7	122.9	20,400	20,300	20,100	20,000	125
130	49.2	117.5	20,000	19,900	19,700	19,600	130
135	46.5	111.5	19,600	19,500	19,400	19,300	135
140	43.6	104.8	19,200	19,200	19,100	19,000	140
145							145
150							150
155							155
160							160
165							165

MLC250 S-1



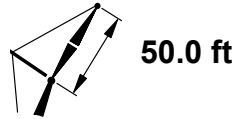
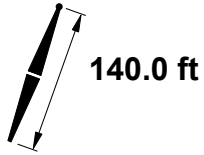
	5°							15°						
	ft	°	ft	0° lb	1° lb	2° lb	3° lb	°	ft	0° lb	1° lb	2° lb	3° lb	ft
40	80.4	184.7	45,100											40
45	78.7	183.6	44,100	36,700	31,600									45
50	77.1	182.4	43,200	36,100	31,100	27,400		79.9	181.1	39,900	33,700			50
55	75.5	181.0	42,300	35,400	30,700	27,000		78.2	179.7	39,300	33,300	29,000		55
60	73.8	179.5	41,500	34,900	30,200	26,700		76.5	178.2	38,500	32,900	28,700	25,500	60
65	72.1	177.8	40,600	34,300	29,700	26,300		74.9	176.5	37,800	32,500	28,400	25,300	65
70	70.4	175.9	39,900	33,700	29,300	26,000		73.1	174.6	37,100	32,100	28,100	25,100	70
75	68.7	173.9	39,100	33,200	28,900	25,700		71.4	172.6	36,500	31,800	27,900	24,800	75
80	66.9	171.7	38,500	32,700	28,500	25,300		69.7	170.3	35,900	31,400	27,600	24,600	80
85	65.2	169.3	37,700	32,200	28,200	25,100		67.9	167.9	35,000	31,100	27,400	24,500	85
90	63.4	166.7	36,900	31,700	27,800	24,800		66.1	165.3	33,600	30,800	27,100	24,300	90
95	61.6	164.0	36,200	31,300	27,400	24,500		64.2	162.5	32,300	30,500	26,900	24,100	95
100	59.7	161.0	35,200	30,900	27,200	24,200		62.4	159.5	31,100	30,200	26,700	24,000	100
105	57.8	157.7	32,600	30,500	26,800	24,000		60.4	156.2	29,900	29,800	26,600	23,800	105
110	55.9	154.3	30,200	28,800	26,500	23,800		58.5	152.7	28,900	28,800	26,300	23,700	110
115	53.9	150.5	28,100	26,800	25,600	23,500		56.5	149.0	27,900	27,600	26,200	23,500	115
120	51.9	146.5	26,100	25,000	23,900	22,800		54.4	144.9	26,900	25,700	24,600	23,400	120
125	49.8	142.2	24,400	23,300	22,300	21,300		52.3	140.5	25,000	24,000	23,000	22,000	125
130	47.6	137.6	22,700	21,800	20,900	20,000		50.1	135.8	23,400	22,400	21,500	20,600	130
135	45.3	132.5	21,200	20,400	19,500	18,700		47.8	130.7	21,800	20,900	20,100	19,300	135
140	43.0	127.1	19,800	19,100	18,300	17,600		45.4	125.2	20,400	19,600	18,800	18,100	140
145	40.5	121.2	18,600	17,800	17,200	16,500		42.9	119.2	19,000	18,300	17,600	16,900	145
150	37.9	114.7	17,300	16,700	16,100	15,500		40.2	112.5	17,800	17,100	16,500	15,900	150
155	35.1	107.5	16,200	15,600	15,100	14,500		37.4	105.2	16,600	16,000	15,400	14,900	155
160	32.1	99.5	15,200	14,600	14,100	13,600		34.3	97.0	15,500	14,900	14,400	13,900	160
165	28.8	90.4	14,200	13,700	13,200	12,800								165
170	25.1	79.9	13,200	12,800	12,400	12,000								170

MLC250 S-1



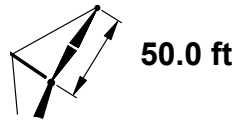
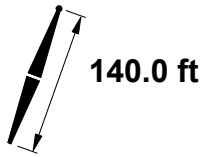
		25°					
		149,600 lb + 0 lb					
ft	°	ft	0° lb	1° lb	2° lb	3° lb	ft
40							40
45							45
50							50
55							55
60	79.3	175.3	31,500	31,200			60
65	77.6	173.6	30,300	30,000	27,200	24,300	65
70	75.9	171.7	29,100	28,800	27,100	24,200	70
75	74.1	169.6	28,100	27,800	26,900	24,100	75
80	72.3	167.3	27,100	26,800	26,300	24,000	80
85	70.5	164.9	26,200	25,900	25,500	24,000	85
90	68.7	162.2	25,300	25,100	24,700	23,900	90
95	66.8	159.4	24,600	24,400	24,000	23,600	95
100	64.9	156.3	23,900	23,700	23,300	23,000	100
105	62.9	152.9	23,200	23,000	22,700	22,400	105
110	60.9	149.4	22,600	22,400	22,100	21,900	110
115	58.9	145.5	22,100	21,800	21,600	21,400	115
120	56.7	141.3	21,500	21,300	21,100	20,900	120
125	54.6	136.9	21,000	20,800	20,600	20,500	125
130	52.3	132.0	20,600	20,400	20,200	20,100	130
135	49.9	126.7	20,200	20,000	19,800	19,700	135
140	47.4	121.0	19,700	19,600	19,200	18,500	140
145	44.8	114.7	19,400	18,700	18,000	17,300	145
150							150
155							155
160							160
165							165
170							170

MLC250 S-1



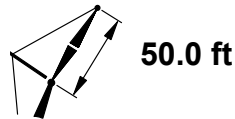
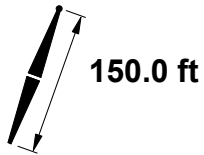
	5°							15°						
	ft	°	ft	0° lb	1° lb	2° lb	3° lb	°	ft	0° lb	1° lb	2° lb	3° lb	ft
40	80.9	194.8	45,200											40
45	79.3	193.8	44,300	36,800										45
50	77.8	192.7	43,400	36,200	31,100	27,400		80.4	191.4	39,900	33,300	29,000		50
55	76.2	191.4	42,600	35,600	30,700	27,000		78.9	190.1	39,300	33,000	28,800	25,500	55
60	74.7	189.9	41,800	35,000	30,300	26,700		77.3	188.6	38,700	33,000	28,800		60
65	73.1	188.4	40,900	34,400	29,800	26,400		75.7	187.0	38,100	32,600	28,500	25,300	65
70	71.5	186.6	40,200	33,900	29,500	26,000		74.1	185.3	37,400	32,200	28,200	25,100	70
75	69.9	184.7	39,500	33,400	29,100	25,800		72.5	183.3	36,800	31,900	28,000	24,900	75
80	68.2	182.6	38,800	32,900	28,700	25,500		70.8	181.3	36,200	31,600	27,700	24,700	80
85	66.6	180.4	38,200	32,500	28,400	25,200		69.1	179.0	35,600	31,300	27,500	24,500	85
90	64.9	178.0	37,400	32,000	28,000	24,900		67.5	176.6	34,700	31,000	27,300	24,400	90
95	63.2	175.4	36,700	31,600	27,700	24,700		65.7	173.9	33,300	30,700	27,100	24,200	95
100	61.5	172.6	34,800	31,200	27,300	24,400		64.0	171.1	32,100	30,400	26,800	24,000	100
105	59.7	169.6	32,200	30,500	27,000	24,200		62.2	168.1	31,000	30,100	26,600	23,900	105
110	57.9	166.4	29,800	28,300	26,800	23,900		60.4	164.9	29,900	29,200	26,400	23,700	110
115	56.1	163.0	27,700	26,300	25,000	23,700		58.6	161.4	28,600	27,200	25,800	23,600	115
120	54.2	159.3	25,800	24,500	23,400	22,200		56.7	157.7	26,600	25,300	24,100	22,900	120
125	52.3	155.4	24,000	22,900	21,800	20,800		54.7	153.7	24,700	23,600	22,500	21,400	125
130	50.3	151.1	22,400	21,300	20,400	19,400		52.7	149.4	23,000	22,000	21,000	20,000	130
135	48.3	146.6	20,900	19,900	19,000	18,200		50.7	144.9	21,500	20,500	19,600	18,800	135
140	46.2	141.7	19,500	18,600	17,800	17,000		48.5	139.9	20,000	19,200	18,400	17,600	140
145	44.0	136.5	18,200	17,400	16,700	15,900		46.3	134.6	18,700	17,900	17,200	16,400	145
150	41.7	130.8	17,000	16,300	15,600	14,900		44.0	128.8	17,500	16,700	16,000	15,400	150
155	39.3	124.6	15,900	15,200	14,600	14,000		41.6	122.5	16,300	15,600	15,000	14,400	155
160	36.8	117.9	14,800	14,200	13,700	13,100		39.0	115.7	15,200	14,600	14,000	13,500	160
165	34.1	110.5	13,800	13,300	12,800	12,300		36.2	108.1	14,200	13,600	13,100	12,600	165
170	31.2	102.2	12,900	12,400	11,900	11,500		33.2	99.6	13,200	12,700	12,200	11,700	170
175	28.0	92.8	12,000	11,600	11,200	10,700								175
180	24.4	81.9	11,200	10,800	10,400	10,000								180

MLC250 S-1



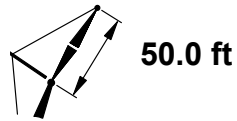
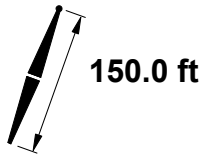
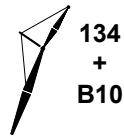
		25°					
		149,600 lb + 0 lb					
ft	°	ft	0° lb	1° lb	2° lb	3° lb	ft
40							40
45							45
50							50
55							55
60	79.9	185.7	32,000	31,200			60
65	78.3	184.1	30,800	30,400	27,200		65
70	76.7	182.3	29,600	29,300	27,100	24,200	70
75	75.0	180.4	28,600	28,300	26,900	24,100	75
80	73.4	178.2	27,600	27,400	26,800	24,000	80
85	71.7	175.9	26,700	26,500	26,000	24,000	85
90	69.9	173.5	25,900	25,700	25,200	23,900	90
95	68.2	170.8	25,100	24,900	24,500	23,900	95
100	66.4	167.9	24,400	24,200	23,800	23,500	100
105	64.6	164.8	23,700	23,600	23,200	22,900	105
110	62.8	161.5	23,100	23,000	22,600	22,400	110
115	60.9	158.0	22,600	22,400	22,100	21,800	115
120	58.9	154.2	22,100	21,900	21,600	21,400	120
125	56.9	150.1	21,600	21,400	21,100	20,900	125
130	54.9	145.7	21,000	20,900	20,700	20,500	130
135	52.8	141.0	20,600	20,500	20,200	19,300	135
140	50.6	135.9	20,200	19,700	18,900	18,000	140
145	48.3	130.4	19,200	18,400	17,600	16,900	145
150	45.9	124.5	17,900	17,100	16,400	15,800	150
155	43.3	117.9	16,600	16,000	15,400	14,700	155
160							160
165							165
170							170
175							175
180							180

MLC250 S-1



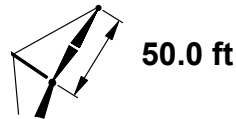
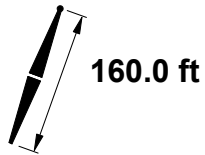
	5°							15°						
			149,600 lb + 0 lb						149,600 lb + 0 lb					
	ft	°	ft	0° lb	1° lb	2° lb	3° lb	°	ft	0° lb	1° lb	2° lb	3° lb	ft
45	79.9	204.0	44,400	36,800										45
50	78.4	203.0	43,500	36,200										50
55	76.9	201.7	42,700	35,600	31,100									55
60	75.5	200.4	42,000	35,100	30,700	27,000								60
65	74.0	198.9	41,200	34,600	30,300	26,700								65
70	72.5	197.2	40,500	34,100	29,900	26,400								70
75	70.9	195.4	39,800	33,600	29,500	26,100	74.9	195.8	37,600	32,300	28,200	25,100	70	75
80	69.4	193.5	39,100	33,100	29,200	25,800	73.4	194.0	37,100	32,000	28,000	24,900	75	80
85	67.8	191.4	38,500	32,700	28,800	25,500	71.8	192.1	36,500	31,700	27,800	24,800	80	85
90	66.3	189.1	37,900	32,200	28,500	25,300	70.3	190.0	35,900	31,400	27,500	24,600	85	90
95	64.7	186.7	37,200	31,800	28,200	25,000	68.7	187.7	35,500	31,100	27,300	24,400	90	95
100	63.1	184.1	36,600	31,400	27,800	24,700	67.1	185.2	34,400	30,900	27,100	24,300	95	100
105	61.4	181.3	36,000	31,000	27,500	24,500	65.4	182.6	33,100	30,600	27,000	24,100	100	105
110	59.7	178.3	35,400	30,600	27,300	24,300	63.8	179.8	32,000	30,300	26,800	24,000	105	110
115	58.0	175.1	34,800	30,200	27,100	24,100	62.1	176.8	30,200	28,600	26,600	23,900	110	115
120	56.3	171.7	34,200	29,800	26,900	23,900	60.4	173.5	28,000	26,600	25,200	23,700	115	120
125	54.5	168.1	33,600	29,400	26,700	23,700	58.6	170.1	26,000	24,700	23,400	22,200	120	125
130	52.7	164.2	33,000	29,000	26,500	23,500	56.9	166.4	24,200	23,000	21,800	20,700	125	130
135	50.9	160.0	32,400	28,600	26,300	23,300	55.0	162.5	22,500	21,400	20,300	19,300	130	135
140	48.9	155.6	31,800	28,200	26,100	23,100	53.1	158.3	20,900	19,900	19,000	18,000	135	140
145	47.0	150.9	31,200	27,800	25,900	22,900	51.2	153.8	19,500	18,600	17,700	16,800	140	145
150	44.9	145.8	30,600	27,400	25,700	22,700	49.2	149.0	18,200	17,300	16,500	15,700	145	150
155	42.8	140.3	30,000	27,000	25,500	22,500	47.1	143.9	16,900	16,100	15,400	14,700	150	155
160	40.6	134.4	29,400	26,600	25,300	22,300	45.0	138.3	15,800	15,000	14,400	13,700	155	160
165	38.3	128.0	28,800	26,200	25,100	22,100	42.7	132.3	14,700	14,000	13,400	12,800	160	165
170	35.8	121.0	28,200	25,800	24,900	21,900	40.4	125.8	13,600	13,000	12,500	11,900	165	170
175	33.2	113.3	27,600	25,400	24,700	21,700	37.8	118.7	12,700	12,100	11,600	11,100	170	175
180	30.3	104.8	27,000	25,000	24,500	21,500	35.2	110.8	11,700	11,200	10,800	10,300	175	180
185	27.2	95.1	26,400	24,600	24,300	21,300	32.2	102.1	10,900	10,400	10,000	9,500	180	185
190	23.7	83.9	25,800	24,200	24,100	21,100							185	190

MLC250 S-1



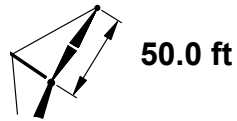
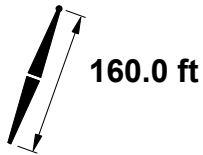
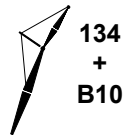
		25°					
		149,600 lb + 0 lb					
ft	°	ft	0° lb	1° lb	2° lb	3° lb	ft
45							45
50							50
55							55
60	80.5	196.1	32,400				60
65	78.9	194.5	31,200	30,900	27,200		65
70	77.4	192.9	30,100	29,800	27,100	24,200	70
75	75.8	191.0	29,100	28,800	27,000	24,100	75
80	74.3	189.0	28,200	27,900	26,900	24,100	80
85	72.7	186.9	27,200	27,000	26,500	24,000	85
90	71.1	184.6	26,400	26,200	25,700	23,900	90
95	69.4	182.1	25,700	25,400	25,000	23,900	95
100	67.8	179.4	24,900	24,700	24,300	23,800	100
105	66.1	176.5	24,300	24,100	23,700	23,400	105
110	64.4	173.4	23,600	23,500	23,100	22,800	110
115	62.6	170.1	23,100	22,900	22,600	22,300	115
120	60.8	166.6	22,500	22,400	22,100	21,800	120
125	59.0	162.9	22,100	21,900	21,600	21,400	125
130	57.1	158.9	21,600	21,400	21,000	20,000	130
135	55.2	154.6	21,100	20,600	19,600	18,600	135
140	53.2	150.0	20,100	19,100	18,200	17,400	140
145	51.1	145.0	18,700	17,800	17,000	16,200	145
150	49.0	139.7	17,400	16,600	15,900	15,100	150
155	46.8	134.0	16,200	15,500	14,800	14,100	155
160	44.4	127.8	15,000	14,400	13,700	13,100	160
165							165
170							170
175							175
180							180
185							185
190							190

MLC250 S-1



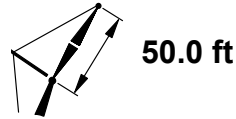
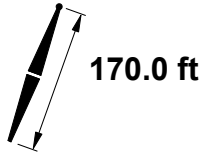
	5°							15°								
	ft	°	ft	0° lb	1° lb	2° lb	3° lb	ft	°	ft	0° lb	1° lb	2° lb	3° lb	ft	
45	80.4	214.2	44,400													45
50	79.0	213.2	43,600	36,200	31,100											50
55	77.6	212.0	42,800	35,700	30,700	27,000										55
60	76.2	210.7	42,100	35,200	30,300	26,700		80.0	210.7	39,500	33,300					60
65	74.8	209.3	41,400	34,700	30,000	26,400		78.5	209.4	39,000	33,000	28,700				65
								77.1	207.9	38,500	32,700	28,500	25,200			
70	73.3	207.8	40,700	34,200	29,600	26,100		75.7	206.4	37,900	32,300	28,200	25,100			70
75	71.9	206.1	40,000	33,700	29,200	25,900		74.2	204.7	37,300	32,000	28,000	24,900			75
80	70.4	204.2	39,400	33,200	28,900	25,600		72.8	202.8	36,700	31,800	27,800	24,700			80
85	69.0	202.2	38,800	32,800	28,500	25,400		71.3	200.8	36,200	31,500	27,600	24,600			85
90	67.5	200.1	38,200	32,400	28,300	25,100		69.8	198.7	35,700	31,200	27,400	24,400			90
95	66.0	197.8	36,800	32,000	27,900	24,900		68.3	196.3	35,300	31,000	27,200	24,300			95
100	64.5	195.4	33,800	31,600	27,700	24,600		66.7	193.9	34,100	30,700	27,000	24,100			100
105	62.9	192.7	31,200	29,300	27,400	24,400		65.2	191.2	32,300	30,400	26,800	24,000			105
110	61.3	189.9	28,800	27,200	25,600	24,100		63.6	188.4	29,900	28,200	26,500	23,900			110
115	59.8	186.9	26,700	25,200	23,700	22,400		62.0	185.4	27,700	26,100	24,600	23,200			115
120	58.1	183.8	24,800	23,400	22,100	20,800		60.4	182.2	25,700	24,300	22,900	21,600			120
125	56.5	180.4	23,000	21,700	20,500	19,400		58.7	178.8	23,800	22,500	21,300	20,100			125
130	54.8	176.8	21,400	20,200	19,100	18,100		57.0	175.1	22,100	21,000	19,800	18,800			130
135	53.1	173.0	19,900	18,800	17,800	16,800		55.3	171.3	20,600	19,500	18,500	17,500			135
140	51.3	168.9	18,500	17,500	16,600	15,700		53.5	167.2	19,200	18,200	17,200	16,300			140
145	49.5	164.6	17,200	16,300	15,400	14,600		51.7	162.8	17,800	16,900	16,000	15,200			145
150	47.7	159.9	16,000	15,200	14,400	13,600		49.8	158.1	16,600	15,700	14,900	14,200			150
155	45.7	155.0	14,900	14,100	13,400	12,700		47.8	153.1	15,400	14,600	13,900	13,200			155
160	43.8	149.7	13,800	13,100	12,500	11,800		45.8	147.7	14,300	13,600	12,900	12,300			160
165	41.7	144.0	12,800	12,200	11,600	11,000		43.7	142.0	13,300	12,600	12,000	11,400			165
170	39.5	137.9	11,900	11,300	10,800	10,200		41.5	135.8	12,300	11,700	11,200	10,600			170
175	37.3	131.3	11,000	10,500	10,000	9,500		39.2	129.0	11,400	10,900	10,300	9,800			175
180	34.9	124.1	10,200	9,700	9,200	8,800		36.8	121.7	10,600	10,100	9,600	9,100			180
185	32.3	116.1	9,400	9,000	8,500	8,100		34.2	113.6	9,700	9,300	8,800	8,400			185
190	29.6	107.3	8,700	8,300	7,900	7,500		31.3	104.5	9,000	8,500	8,100	7,700			190
195	26.5	97.4	8,000	7,600	7,200	6,900										195
200	23.1	85.8	7,300	7,000	6,600	6,300										200

MLC250 S-1



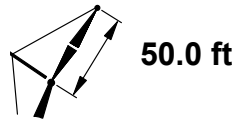
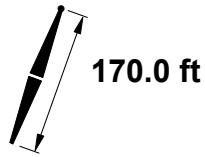
		25°					
		149,600 lb + 0 lb					
ft	°	ft	0° lb	1° lb	2° lb	3° lb	ft
45							45
50							50
55							55
60	81.0	206.4	32,800				60
65	79.5	205.0	31,700	31,000			65
70	78.0	203.4	30,600	30,300	27,000		70
75	76.6	201.6	29,500	29,300	26,900	24,100	75
80	75.1	199.7	28,600	28,300	26,800	24,000	80
85	73.6	197.7	27,700	27,500	26,800	23,900	85
90	72.1	195.5	26,900	26,700	26,200	23,900	90
95	70.5	193.2	26,200	25,900	25,500	23,900	95
100	69.0	190.7	25,400	25,200	24,800	23,800	100
105	67.4	188.0	24,800	24,600	24,200	23,800	105
110	65.8	185.1	24,100	24,000	23,600	23,300	110
115	64.1	182.0	23,600	23,400	23,100	22,800	115
120	62.5	178.8	23,000	22,900	22,600	22,300	120
125	60.8	175.3	22,500	22,400	22,100	20,900	125
130	59.0	171.6	22,000	21,700	20,600	19,500	130
135	57.3	167.6	21,300	20,200	19,100	18,100	135
140	55.4	163.4	19,800	18,800	17,800	16,900	140
145	53.6	158.9	18,400	17,500	16,600	15,700	145
150	51.6	154.1	17,100	16,300	15,400	14,700	150
155	49.6	149.0	15,900	15,100	14,400	13,600	155
160	47.6	143.4	14,700	14,000	13,300	12,700	160
165	45.4	137.5	13,700	13,000	12,400	11,800	165
170	43.1	131.0	12,700	12,100	11,500	10,900	170
175							175
180							180
185							185
190							190
195							195
200							200

MLC250 S-1



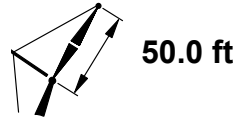
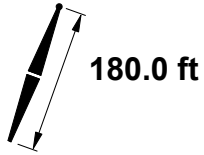
	5°							15°						
	ft	°	ft	0° lb	1° lb	2° lb	3° lb	°	ft	0° lb	1° lb	2° lb	3° lb	ft
45	80.8	224.4	44,400											45
50	79.5	223.4	43,600	36,200										50
55	78.2	222.3	42,900	35,700	30,700			80.4	220.9	39,600				55
60	76.8	221.1	42,200	35,200	30,300	26,700		79.1	219.7	39,100	33,000			60
65	75.5	219.7	41,500	34,700	30,000	26,400		77.7	218.3	38,600	32,700	28,400	25,200	65
70	74.1	218.3	40,900	34,200	29,600	26,100		76.4	216.8	38,000	32,400	28,200	25,100	70
75	72.7	216.6	40,200	33,800	29,300	25,900		75.0	215.2	37,500	32,100	28,000	24,900	75
80	71.4	214.9	39,600	33,300	28,900	25,600		73.6	213.5	37,000	31,800	27,800	24,700	80
85	70.0	213.0	39,000	32,900	28,600	25,400		72.2	211.6	36,500	31,600	27,600	24,600	85
90	68.6	211.0	38,500	32,500	28,300	25,200		70.8	209.5	36,000	31,300	27,500	24,500	90
95	67.1	208.8	36,300	32,200	28,100	24,900		69.3	207.3	35,500	31,100	27,300	24,300	95
100	65.7	206.5	33,400	31,200	27,700	24,700		67.9	205.0	34,600	30,800	27,100	24,200	100
105	64.3	204.0	30,700	28,800	26,900	24,500		66.4	202.5	31,900	29,900	26,900	24,000	105
110	62.8	201.4	28,400	26,600	24,900	23,400		64.9	199.9	29,500	27,700	26,000	23,900	110
115	61.3	198.6	26,200	24,600	23,100	21,700		63.4	197.0	27,300	25,600	24,100	22,600	115
120	59.8	195.6	24,300	22,800	21,400	20,100		61.9	194.0	25,300	23,800	22,300	21,000	120
125	58.2	192.4	22,500	21,200	19,900	18,700		60.4	190.8	23,400	22,000	20,800	19,500	125
130	56.7	189.1	20,900	19,700	18,500	17,400		58.8	187.5	21,700	20,500	19,300	18,200	130
135	55.1	185.5	19,400	18,300	17,200	16,200		57.2	183.9	20,200	19,000	17,900	16,900	135
140	53.4	181.8	18,000	17,000	16,000	15,000		55.5	180.1	18,700	17,700	16,700	15,700	140
145	51.8	177.8	16,700	15,800	14,900	14,000		53.8	176.0	17,400	16,400	15,500	14,600	145
150	50.0	173.5	15,500	14,600	13,800	13,000		52.1	171.7	16,100	15,300	14,400	13,600	150
155	48.3	169.0	14,400	13,600	12,800	12,100		50.3	167.1	15,000	14,200	13,400	12,600	155
160	46.5	164.2	13,300	12,600	11,900	11,200		48.5	162.3	13,900	13,100	12,400	11,700	160
165	44.6	159.0	12,400	11,700	11,000	10,400		46.6	157.1	12,900	12,200	11,500	10,800	165
170	42.7	153.5	11,400	10,800	10,200	9,600		44.6	151.5	11,900	11,300	10,600	10,000	170
175	40.7	147.7	10,600	10,000	9,400	8,900		42.6	145.5	11,000	10,400	9,800	9,300	175
180	38.6	141.3	9,800	9,200	8,700	8,200		40.5	139.1	10,100	9,600	9,100	8,500	180
190	34.0	127.0	8,200	7,800	7,300	6,900		35.8	124.5	8,600	8,100	7,600	7,200	190
195	31.5	118.9	7,500	7,100	6,700	6,300		33.3	116.2	7,800	7,400	7,000	6,600	195
200	28.8	109.8	6,900	6,500	6,100	5,700								200
210	22.5	87.7	5,600	5,300	5,000	4,700								210

MLC250 S-1



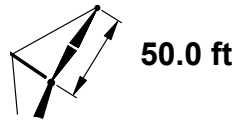
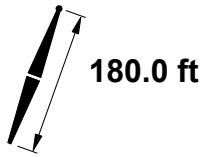
		25°							
		149,600 lb + 0 lb							
		0° 1° 2° 3°							
		lb							
ft	°	ft	lb	lb	lb	lb	ft	ft	
45							45		
50							50		
55							55		
60							60		
65	80.0	215.3	32,000				65		
70	78.6	213.8	31,000	30,700	27,000		70		
75	77.2	212.2	30,000	29,700	26,900	24,000	75		
80	75.8	210.4	29,100	28,800	26,800	24,000	80		
85	74.4	208.5	28,200	27,900	26,800	23,900	85		
90	72.9	206.4	27,400	27,100	26,600	23,900	90		
95	71.5	204.2	26,700	26,400	25,900	23,800	95		
100	70.0	201.8	25,900	25,700	25,300	23,800	100		
105	68.5	199.3	25,300	25,100	24,600	23,800	105		
110	67.0	196.6	24,600	24,400	24,100	23,700	110		
115	65.5	193.7	24,000	23,900	23,500	23,200	115		
120	63.9	190.6	23,500	23,300	23,000	21,900	120		
125	62.4	187.4	23,000	22,800	21,600	20,300	125		
130	60.7	183.9	22,500	21,300	20,100	18,900	130		
135	59.1	180.3	20,900	19,700	18,600	17,600	135		
140	57.4	176.4	19,400	18,300	17,300	16,400	140		
145	55.7	172.2	18,000	17,000	16,100	15,200	145		
150	53.9	167.8	16,700	15,800	15,000	14,100	150		
155	52.1	163.1	15,500	14,700	13,900	13,100	155		
160	50.2	158.1	14,400	13,600	12,900	12,200	160		
165	48.3	152.8	13,300	12,600	11,900	11,300	165		
170	46.2	147.0	12,300	11,700	11,000	10,400	170		
175	44.1	140.9	11,400	10,800	10,200	9,600	175		
180							180		
190							190		
195							195		
200							200		
210							210		

MLC250 S-1



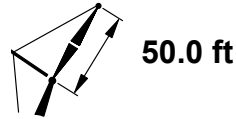
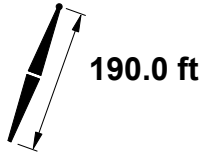
	5°							15°						
	ft	°	ft	0° lb	1° lb	2° lb	3° lb	°	ft	0° lb	1° lb	2° lb	3° lb	ft
50	80.0	233.6	43,600	36,100										50
55	78.7	232.6	42,900	35,600										55
60	77.4	231.4	42,200	35,100	30,600									60
65	76.1	230.1	41,600	34,700	29,900	26,400								65
70	74.8	228.7	41,000	34,200	29,600	26,100								70
75	73.5	227.2	40,400	33,800	29,300	25,800	75.7	225.7	37,700	32,100	28,000	24,800		75
80	72.2	225.5	39,800	33,400	29,000	25,600	74.3	224.1	37,200	31,800	27,800	24,700		80
85	70.9	223.7	39,200	33,000	28,700	25,400	73.0	222.3	36,700	31,600	27,600	24,500		85
90	69.5	221.8	38,700	32,600	28,400	25,100	71.7	220.3	36,200	31,300	27,400	24,400		90
95	68.2	219.7	35,900	32,200	28,100	24,900	70.3	218.2	35,800	31,100	27,200	24,300		95
100	66.8	217.5	33,000	30,700	27,800	24,700	68.9	216.0	34,300	30,900	27,100	24,200		100
105	65.5	215.2	30,300	28,300	26,300	24,500	67.5	213.7	31,600	29,400	26,900	24,000		105
110	64.1	212.7	28,000	26,100	24,400	22,700	66.1	211.2	29,100	27,200	25,400	23,800		110
115	62.7	210.1	25,800	24,100	22,600	21,100	64.7	208.5	26,900	25,200	23,600	22,000		115
120	61.2	207.2	23,900	22,300	20,900	19,500	63.3	205.7	24,900	23,300	21,800	20,400		120
125	59.8	204.3	22,100	20,700	19,400	18,100	61.8	202.7	23,000	21,600	20,300	19,000		125
130	58.3	201.1	20,500	19,200	18,000	16,800	60.3	199.5	21,400	20,000	18,800	17,600		130
135	56.8	197.8	19,000	17,800	16,700	15,600	58.8	196.1	19,800	18,600	17,400	16,400		135
140	55.3	194.3	17,600	16,500	15,500	14,500	57.3	192.6	18,400	17,200	16,200	15,200		140
145	53.7	190.5	16,300	15,300	14,300	13,400	55.7	188.8	17,000	16,000	15,000	14,100		145
150	52.1	186.6	15,100	14,200	13,300	12,400	54.1	184.8	15,800	14,800	13,900	13,100		150
155	50.5	182.4	14,000	13,100	12,300	11,500	52.5	180.6	14,600	13,700	12,900	12,100		155
160	48.8	178.0	12,900	12,100	11,400	10,700	50.8	176.1	13,500	12,700	11,900	11,200		160
170	45.4	168.3	11,000	10,300	9,700	9,100	47.3	166.3	11,500	10,900	10,200	9,500		170
180	41.7	157.3	9,300	8,800	8,200	7,600	43.5	155.2	9,800	9,200	8,600	8,100		180
185	39.7	151.2	8,600	8,000	7,500	7,000	41.5	149.0	9,000	8,400	7,900	7,400		185
190	37.7	144.7	7,800	7,300	6,900	6,400	39.4	142.4	8,200	7,700	7,200	6,700		190
200	33.2	129.9	6,500	6,100	5,600	5,200	34.9	127.4	6,800	6,300	5,900	5,500		200
205	30.8	121.5	5,800	5,500	5,100	4,700	32.4	118.8	6,100	5,700	5,300	4,900		205
210	28.2	112.2	5,200	4,900	4,500	4,200								210
215	25.3	101.7	4,700	4,300	4,000									215
220	22.0	89.6	4,100											220

MLC250 S-1



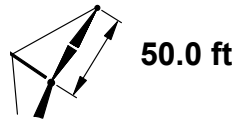
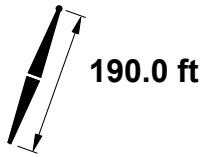
		25°					
		149,600 lb + 0 lb					
ft	°	ft	0° lb	1° lb	2° lb	3° lb	ft
50							50
55							55
60							60
65	80.5	225.7	32,400				65
70	79.1	224.2	31,300	30,700			70
75	77.8	222.7	30,300	30,100	26,800	23,900	75
80	76.5	221.0	29,500	29,200	26,700	23,900	80
85	75.1	219.1	28,600	28,400	26,700	23,800	85
90	73.8	217.2	27,800	27,600	26,600	23,800	90
95	72.4	215.1	27,100	26,800	26,300	23,800	95
100	71.0	212.8	26,400	26,100	25,700	23,700	100
105	69.6	210.4	25,800	25,500	25,100	23,700	105
110	68.2	207.9	25,100	24,900	24,500	23,700	110
115	66.7	205.2	24,500	24,300	23,900	23,000	115
120	65.2	202.3	24,000	23,800	22,800	21,300	120
125	63.8	199.2	23,400	22,500	21,100	19,800	125
130	62.2	196.0	22,200	20,900	19,600	18,400	130
135	60.7	192.6	20,600	19,400	18,200	17,100	135
140	59.1	188.9	19,100	18,000	16,900	15,900	140
145	57.5	185.1	17,700	16,700	15,700	14,700	145
150	55.9	181.0	16,400	15,400	14,500	13,600	150
155	54.2	176.7	15,200	14,300	13,500	12,600	155
160	52.5	172.1	14,100	13,200	12,500	11,700	160
170	48.9	162.0	12,000	11,300	10,600	10,000	170
180	45.0	150.6	10,100	9,500	9,000	8,400	180
185	43.0	144.2	9,300	8,700	8,200	7,700	185
190							190
200							200
205							205
210							210
215							215
220							220

MLC250 S-1



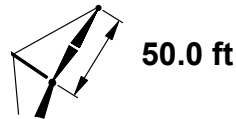
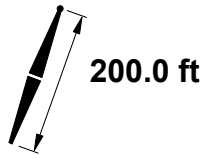
	5°							15°						
	ft	°	ft	lb	lb	lb	lb	°	ft	lb	lb	lb	lb	ft
50	80.4	243.8	43,600											50
55	79.2	242.8	42,900	35,500										55
60	77.9	241.7	42,300	35,100	30,200	26,500		80.0	240.3	39,000				60
65	76.7	240.4	41,600	34,600	29,800	26,300		78.8	239.0	38,600	32,600	28,300		65
70	75.5	239.1	41,000	34,200	29,500	26,000		77.5	237.7	38,200	32,300	28,100	24,900	70
75	74.2	237.6	40,400	33,800	29,200	25,800		76.3	236.2	37,700	32,000	27,900	24,700	75
80	73.0	236.0	39,900	33,400	28,900	25,500		75.0	234.6	37,300	31,800	27,700	24,600	80
85	71.7	234.3	39,400	33,000	28,600	25,300		73.8	232.9	36,800	31,600	27,500	24,500	85
90	70.4	232.5	38,700	32,700	28,300	25,100		72.5	231.0	36,400	31,300	27,400	24,400	90
95	69.2	230.6	35,400	32,300	28,100	24,900		71.2	229.1	35,900	31,100	27,200	24,300	95
100	67.9	228.5	32,400	30,000	27,800	24,700		69.9	227.0	33,800	30,900	27,000	24,100	100
105	66.6	226.2	29,800	27,600	25,600	23,800		68.6	224.7	31,100	28,900	26,800	24,000	105
110	65.2	223.9	27,400	25,500	23,700	22,000		67.2	222.3	28,600	26,600	24,800	23,000	110
115	63.9	221.4	25,300	23,500	21,900	20,300		65.9	219.8	26,400	24,600	22,900	21,300	115
120	62.5	218.7	23,300	21,700	20,200	18,800		64.5	217.1	24,400	22,700	21,200	19,700	120
125	61.2	215.9	21,500	20,100	18,700	17,400		63.1	214.3	22,500	21,000	19,600	18,300	125
130	59.8	212.9	19,900	18,500	17,300	16,100		61.7	211.3	20,800	19,500	18,200	16,900	130
135	58.4	209.8	18,400	17,200	16,000	14,900		60.3	208.2	19,300	18,000	16,800	15,700	135
140	56.9	206.5	17,000	15,900	14,800	13,700		58.9	204.8	17,800	16,700	15,600	14,500	140
145	55.5	203.0	15,700	14,700	13,700	12,700		57.4	201.3	16,500	15,400	14,400	13,400	145
150	54.0	199.3	14,500	13,500	12,600	11,700		55.9	197.6	15,200	14,200	13,300	12,400	150
155	52.5	195.4	13,400	12,500	11,600	10,800		54.4	193.6	14,100	13,200	12,300	11,400	155
160	50.9	191.3	12,300	11,500	10,700	9,900		52.8	189.5	13,000	12,100	11,300	10,500	160
165	49.4	186.9	11,400	10,600	9,800	9,100		51.2	185.1	12,000	11,200	10,400	9,700	165
170	47.7	182.3	10,400	9,700	9,000	8,400		49.6	180.4	11,000	10,300	9,600	8,900	170
175	46.1	177.4	9,600	8,900	8,300	7,600		47.9	175.5	10,100	9,400	8,800	8,100	175
180	44.3	172.3	8,800	8,100	7,500	6,900		46.2	170.2	9,200	8,600	8,000	7,400	180
190	40.7	160.9	7,300	6,700	6,200	5,700		42.5	158.7	7,700	7,100	6,600	6,100	190
200	36.8	147.9	5,900	5,400	5,000	4,500		38.5	145.5	6,200	5,800	5,300	4,800	200
205	34.7	140.6	5,300	4,800	4,400	4,000		36.4	138.1	5,600	5,100	4,700	4,300	205
210	32.5	132.8	4,700	4,300				34.1	130.1	4,900	4,500	4,100		210
215	30.1	124.1	4,100					31.7	121.3	4,300	4,000			215

MLC250 S-1



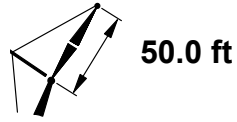
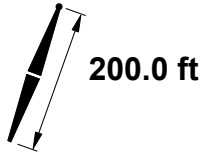
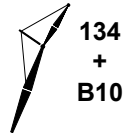
				25°					
				149,600 lb + 0 lb					
ft	°	ft	0° lb	1° lb	2° lb	3° lb	ft		
50							50		
55							55		
60							60		
65	80.9	236.0	32,700				65		
70	79.6	234.6	31,700	30,700			70		
75	78.4	233.1	30,800	30,500	26,700		75		
80	77.1	231.5	29,900	29,600	26,700	23,800	80		
85	75.8	229.7	29,000	28,800	26,600	23,800	85		
90	74.5	227.9	28,200	28,000	26,600	23,700	90		
95	73.2	225.9	27,500	27,300	26,500	23,700	95		
100	71.9	223.7	26,800	26,600	26,100	23,700	100		
105	70.5	221.5	26,200	25,900	25,500	23,700	105		
110	69.2	219.0	25,600	25,300	24,900	23,700	110		
115	67.8	216.5	25,000	24,700	23,900	22,300	115		
120	66.4	213.8	24,400	23,700	22,200	20,700	120		
125	65.0	210.9	23,500	22,000	20,500	19,200	125		
130	63.6	207.8	21,700	20,300	19,000	17,800	130		
135	62.1	204.6	20,100	18,800	17,600	16,400	135		
140	60.7	201.2	18,600	17,400	16,300	15,200	140		
145	59.2	197.6	17,200	16,100	15,100	14,100	145		
150	57.6	193.8	15,900	14,900	13,900	13,000	150		
155	56.1	189.8	14,700	13,800	12,900	12,000	155		
160	54.5	185.6	13,600	12,700	11,900	11,100	160		
165	52.9	181.1	12,500	11,700	10,900	10,200	165		
170	51.2	176.3	11,500	10,800	10,000	9,300	170		
175	49.4	171.2	10,600	9,900	9,200	8,500	175		
180	47.7	165.9	9,700	9,000	8,400	7,800	180		
190	43.9	154.0	8,000	7,500	6,900	6,400	190		
200							200		
205							205		
210							210		
215							215		

MLC250 S-1



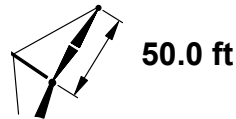
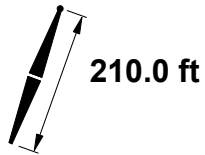
	5°							15°						
	ft	°	ft	0° lb	1° lb	2° lb	3° lb	°	ft	0° lb	1° lb	2° lb	3° lb	ft
50	80.8	254.0	43,400											50
55	79.6	253.0	42,800	35,400										55
60	78.4	251.9	42,200	34,900	30,000			80.4	250.5	38,900				60
65	77.3	250.8	41,600	34,500	29,700	26,100		79.2	249.3	38,500	32,500			65
70	76.1	249.5	41,000	34,200	29,400	25,900		78.1	248.0	38,200	32,200	28,000		70
75	74.9	248.1	40,400	33,700	29,200	25,700		76.9	246.6	37,800	32,000	27,800	24,700	75
80	73.7	246.6	39,900	33,400	28,900	25,500		75.7	245.1	37,400	31,800	27,700	24,500	80
85	72.5	244.9	39,400	33,000	28,600	25,300		74.4	243.5	36,900	31,500	27,500	24,400	85
90	71.3	243.2	38,200	32,700	28,300	25,000		73.2	241.7	36,500	31,300	27,300	24,300	90
95	70.0	241.3	34,900	32,100	28,100	24,900		72.0	239.8	36,100	31,100	27,200	24,200	95
100	68.8	239.3	32,000	29,500	27,200	24,600		70.7	237.8	33,400	30,900	27,000	24,100	100
105	67.6	237.2	29,400	27,100	25,000	23,100		69.5	235.7	30,700	28,400	26,300	23,900	105
110	66.3	234.9	27,000	25,000	23,100	21,300		68.2	233.4	28,200	26,200	24,200	22,400	110
115	65.0	232.6	24,800	23,000	21,300	19,700		66.9	231.0	26,000	24,100	22,400	20,700	115
120	63.7	230.0	22,900	21,200	19,600	18,200		65.7	228.5	24,000	22,300	20,700	19,200	120
125	62.4	227.4	21,100	19,600	18,100	16,800		64.3	225.8	22,100	20,600	19,100	17,700	125
130	61.1	224.6	19,500	18,100	16,700	15,500		63.0	223.0	20,400	19,000	17,600	16,400	130
135	59.8	221.6	18,000	16,700	15,400	14,300		61.7	220.0	18,900	17,600	16,300	15,100	135
140	58.4	218.5	16,600	15,400	14,200	13,200		60.3	216.8	17,400	16,200	15,100	14,000	140
145	57.1	215.2	15,300	14,200	13,100	12,100		58.9	213.5	16,100	15,000	13,900	12,900	145
150	55.7	211.7	14,100	13,000	12,100	11,200		57.5	210.0	14,800	13,800	12,800	11,900	150
155	54.3	208.0	12,900	12,000	11,100	10,200		56.1	206.3	13,700	12,700	11,800	10,900	155
160	52.8	204.2	11,900	11,000	10,200	9,400		54.6	202.4	12,600	11,700	10,800	10,000	160
165	51.3	200.1	10,900	10,100	9,300	8,600		53.1	198.3	11,600	10,700	9,900	9,200	165
170	49.8	195.9	10,000	9,200	8,500	7,800		51.6	194.0	10,600	9,800	9,100	8,400	170
175	48.3	191.3	9,100	8,400	7,700	7,100		50.1	189.4	9,700	9,000	8,300	7,600	175
180	46.7	186.6	8,300	7,700	7,000	6,400		48.4	184.6	8,900	8,200	7,500	6,900	180
190	43.4	176.2	6,800	6,200	5,700	5,100		45.1	174.1	7,300	6,700	6,100	5,600	190
200	39.9	164.4	5,500	5,000	4,500	4,000		41.5	162.2	5,900	5,300	4,900	4,400	200
205	38.0	158.0	4,800	4,400				39.6	155.7	5,200	4,700	4,300		205
210	36.0	151.1	4,200					37.6	148.6	4,600	4,100			210
215								35.5	141.0	4,000				215

MLC250 S-1



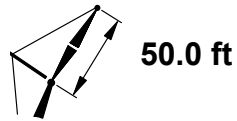
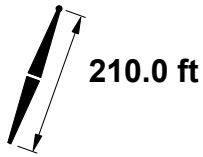
				 25°					
				0°	1°	2°	3°		
				 lb	 lb	 lb	 lb		
ft	°	ft		lb	lb	lb	lb	ft	
50								50	
55								55	
60								60	
65								65	
70	80.1	244.9	32,000					70	
75	78.8	243.5	31,100	30,500	26,700			75	
80	77.6	242.0	30,200	30,000	26,600	23,700		80	
85	76.4	240.3	29,400	29,100	26,600	23,600		85	
90	75.2	238.5	28,700	28,400	26,500	23,600		90	
95	73.9	236.6	27,900	27,700	26,400	23,600		95	
100	72.6	234.6	27,200	27,000	26,400	23,600		100	
105	71.4	232.4	26,600	26,300	25,900	23,600		105	
110	70.1	230.1	25,900	25,700	25,300	23,500		110	
115	68.8	227.7	25,400	25,200	23,500	21,800		115	
120	67.5	225.1	24,900	23,300	21,700	20,100		120	
125	66.2	222.4	23,200	21,600	20,000	18,600		125	
130	64.8	219.5	21,400	19,900	18,500	17,200		130	
135	63.4	216.4	19,800	18,400	17,100	15,900		135	
140	62.1	213.2	18,300	17,000	15,800	14,700		140	
145	60.6	209.9	16,900	15,700	14,600	13,600		145	
150	59.2	206.3	15,600	14,500	13,500	12,500		150	
155	57.8	202.5	14,400	13,400	12,400	11,500		155	
160	56.3	198.6	13,200	12,300	11,400	10,600		160	
165	54.7	194.4	12,200	11,300	10,500	9,700		165	
170	53.2	190.0	11,200	10,400	9,600	8,900		170	
175	51.6	185.3	10,200	9,500	8,800	8,100		175	
180	49.9	180.4	9,300	8,600	8,000	7,300		180	
190	46.5	169.6	7,700	7,100	6,500	5,900		190	
200	42.8	157.3	6,200	5,700	5,100	4,700		200	
205								205	
210								210	
215								215	

MLC250 S-1



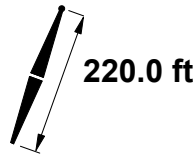
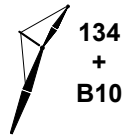
	5°							15°							
			149,600 lb + 0 lb						149,600 lb + 0 lb						
	ft	°	ft	0° lb	1° lb	2° lb	3° lb	ft	°	ft	0° lb	1° lb	2° lb	3° lb	ft
55	80.0	263.2	42,700					80.8	260.7	38,900					55
60	78.9	262.2	42,100	34,800	29,900			79.7	259.6	38,500	32,400				60
65	77.8	261.0	41,500	34,400	29,600	26,000		78.5	258.4	38,100	32,100	27,900			65
70	76.6	259.8	41,000	34,000	29,300	25,800		77.4	257.0	37,800	31,900	27,700	24,600		70
75	75.5	258.5	40,400	33,700	29,000	25,600		76.2	255.5	37,400	31,700	27,600	24,400		75
80	74.3	257.0	39,900	33,300	28,800	25,400		75.1	254.0	37,000	31,500	27,400	24,300		80
85	73.2	255.5	39,400	33,000	28,500	25,200		73.9	252.3	36,600	31,300	27,200	24,200		85
90	72.0	253.8	37,800	32,600	28,300	24,900		72.7	250.5	36,100	31,100	27,100	24,100		90
95	70.8	252.0	34,500	31,600	28,000	24,800		71.5	248.6	33,000	30,400	26,900	24,000		95
100	69.7	250.1	31,500	28,900	26,500	24,400		70.3	246.5	30,300	27,900	25,700	23,600		100
105	68.5	248.1	28,900	26,500	24,400	22,400		69.1	244.4	27,800	25,700	23,600	21,800		105
110	67.3	245.9	26,500	24,400	22,400	20,600		67.9	242.1	25,600	23,600	21,800	20,100		110
115	66.1	243.6	24,400	22,400	20,700	19,000		66.7	239.7	23,600	21,800	20,100	18,500		115
120	64.8	241.2	22,400	20,600	19,000	17,500		65.4	237.1	21,700	20,100	18,500	17,100		120
125	63.6	238.7	20,600	19,000	17,500	16,100		64.2	234.4	20,000	18,500	17,100	15,800		125
130	62.4	236.0	19,000	17,500	16,100	14,800		62.9	231.6	18,400	17,000	15,700	14,500		130
135	61.1	233.2	17,500	16,100	14,800	13,600		61.6	228.6	17,000	15,700	14,500	13,400		135
140	59.8	230.3	16,100	14,800	13,600	12,500		60.3	225.5	15,600	14,500	13,300	12,300		140
145	58.5	227.1	14,800	13,600	12,500	11,500		59.0	222.2	14,400	13,300	12,300	11,300		145
150	57.2	223.9	13,600	12,500	11,500	10,500		57.6	218.7	13,200	12,200	11,200	10,300		150
155	55.8	220.4	12,500	11,500	10,500	9,600		56.2	215.0	12,100	11,200	10,300	9,400		155
160	54.5	216.8	11,400	10,500	9,600	8,800		54.9	211.2	11,100	10,200	9,400	8,600		160
165	53.1	213.0	10,400	9,600	8,700	8,000		53.4	207.2	10,200	9,300	8,500	7,800		165
170	51.7	209.0	9,500	8,700	7,900	7,200		52.0	202.9	9,300	8,500	7,700	7,000		170
175	50.2	204.8	8,600	7,900	7,200	6,500		50.5	198.4	8,400	7,700	7,000	6,300		175
180	48.8	200.3	7,800	7,100	6,500	5,800		49.0	193.7	7,600	6,900	6,300	5,700		180
185	47.3	195.6	7,000	6,400	5,800	5,200		47.4	188.7	6,800	6,200	5,600	5,000		185
190	45.7	190.7	6,300	5,700	5,100	4,600		45.8	183.4	6,100	5,500	4,900	4,400		190
195	44.1	185.5	5,600	5,100	4,500	4,000		44.1	177.9	5,400	4,900	4,300			195
200	42.5	180.0	5,000	4,400				42.4	171.9	4,800	4,200				200
205	40.8	174.1	4,300					40.6	165.6	4,100					205
210															210

MLC250 S-1



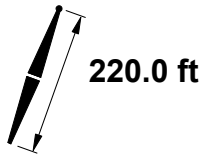
				 25°					
				 149,600 lb + 0 lb					
				0°	1°	2°	3°		
				 lb	 lb	 lb	 lb		
ft	°	ft		lb	lb	lb	lb	ft	
55								55	
60								60	
65								65	
70	80.5	255.2		32,400				70	
75	79.3	253.9		31,400	30,400			75	
80	78.1	252.4		30,600	30,300	26,500		80	
85	77.0	250.8		29,800	29,500	26,500	23,500	85	
90	75.8	249.1		29,000	28,700	26,400	23,500	90	
95	74.6	247.3		28,300	28,000	26,400	23,500	95	
100	73.4	245.3		27,600	27,400	26,300	23,500	100	
105	72.2	243.3		27,000	26,700	26,200	23,500	105	
110	70.9	241.1		26,400	26,100	24,900	23,000	110	
115	69.7	238.8		25,800	24,800	22,900	21,200	115	
120	68.4	236.3		24,700	22,900	21,200	19,600	120	
125	67.2	233.7		22,800	21,100	19,500	18,100	125	
130	65.9	231.0		21,000	19,500	18,000	16,700	130	
135	64.6	228.1		19,400	18,000	16,600	15,400	135	
140	63.3	225.1		17,900	16,600	15,300	14,200	140	
145	62.0	221.9		16,500	15,300	14,100	13,000	145	
150	60.6	218.5		15,200	14,000	13,000	12,000	150	
155	59.2	215.0		14,000	12,900	11,900	11,000	155	
160	57.8	211.3		12,800	11,800	10,900	10,000	160	
165	56.4	207.3		11,700	10,800	10,000	9,200	165	
170	55.0	203.2		10,700	9,900	9,100	8,300	170	
175	53.5	198.9		9,800	9,000	8,300	7,500	175	
180	52.0	194.3		8,900	8,200	7,500	6,800	180	
185	50.4	189.5		8,100	7,400	6,700	6,100	185	
190	48.8	184.4		7,300	6,600	6,000	5,400	190	
195	47.1	179.0		6,500	5,900	5,300	4,800	195	
200	45.4	173.2		5,800	5,200	4,700	4,100	200	
205	43.7	167.1		5,100	4,600	4,100		205	
210								210	

MLC250 S-1



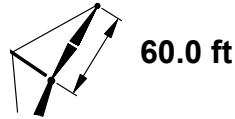
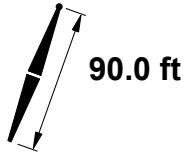
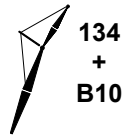
	5°			15°			
	ft	°	ft	lb	ft	lb	
55	80.4	273.4	42,500				55
60	79.3	272.4	41,900				60
65	78.2	271.3	41,400	80.1	269.9	38,400	65
70	77.1	270.1	40,800	79.0	268.7	38,000	70
75	76.0	268.8	40,400	77.9	267.4	37,700	75
80	74.9	267.4	39,900	76.8	266.0	37,400	80
85	73.8	265.9	39,400	75.6	264.5	37,000	85
90	72.7	264.3	37,400	74.5	262.8	36,700	90
95	71.6	262.6	34,000	73.4	261.1	35,700	95
100	70.5	260.8	31,100	72.3	259.3	32,700	100
105	69.3	258.9	28,500	71.1	257.3	29,900	105
110	68.2	256.8	26,100	70.0	255.3	27,400	110
115	67.0	254.6	23,900	68.8	253.1	25,200	115
120	65.8	252.3	22,000	67.6	250.8	23,200	120
125	64.7	249.9	20,200	66.4	248.3	21,300	125
130	63.5	247.4	18,500	65.2	245.8	19,600	130
135	62.3	244.7	17,000	64.0	243.1	18,000	135
140	61.0	241.9	15,600	62.8	240.2	16,600	140
145	59.8	238.9	14,300	61.5	237.3	15,200	145
150	58.6	235.8	13,100	60.3	234.1	14,000	150
155	57.3	232.5	12,000	59.0	230.8	12,800	155
160	56.0	229.1	11,000	57.7	227.4	11,700	160
165	54.7	225.5	10,000	56.4	223.8	10,700	165
170	53.4	221.8	9,100	55.1	220.0	9,700	170
175	52.0	217.8	8,200	53.7	216.0	8,800	175
180	50.6	213.6	7,400	52.3	211.8	8,000	180
185	49.2	209.3	6,600	50.9	207.4	7,200	185
190	47.8	204.7	5,900	49.4	202.7	6,400	190
195	46.3	199.9	5,200	47.9	197.9	5,700	195
200	44.8	194.8	4,500	46.4	192.7	5,000	200
205				44.8	187.3	4,400	205
210							210

MLC250 S-1



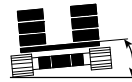
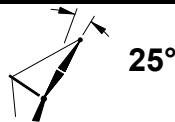
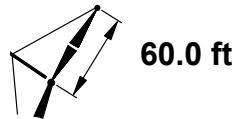
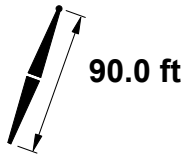
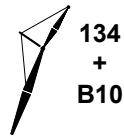
		25°			
				0°	
ft	°	ft	lb	ft	
55				55	
60				60	
65				65	
70	80.8	265.5	32,700	70	
75	79.7	264.2	31,800	75	
80	78.6	262.8	30,900	80	
85	77.5	261.3	30,100	85	
90	76.3	259.6	29,400	90	
95	75.2	257.9	28,700	95	
100	74.0	256.0	28,000	100	
105	72.9	254.0	27,300	105	
110	71.7	252.0	26,800	110	
115	70.5	249.7	26,200	115	
120	69.3	247.4	24,400	120	
125	68.1	244.9	22,400	125	
130	66.9	242.3	20,700	130	
135	65.7	239.6	19,000	135	
140	64.4	236.7	17,500	140	
145	63.2	233.7	16,100	145	
150	61.9	230.5	14,800	150	
155	60.6	227.2	13,600	155	
160	59.3	223.6	12,400	160	
165	57.9	220.0	11,400	165	
170	56.6	216.1	10,400	170	
175	55.2	212.0	9,400	175	
180	53.8	207.7	8,500	180	
185	52.3	203.2	7,700	185	
190	50.8	198.5	6,900	190	
195	49.3	193.5	6,100	195	
200	47.7	188.3	5,400	200	
205	46.1	182.7	4,700	205	
210	44.4	176.8	4,100	210	

MLC250 S-1



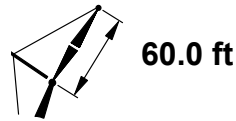
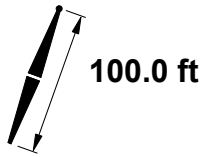
		5°						15°							
	ft	°	ft	lb	lb	lb	lb	°	ft	lb	lb	lb	lb	ft	
35	80.4	155.1	39,100											35	
40	78.5	154.0	38,000	31,300	26,800									40	
45	76.5	152.7	36,900	30,600	26,200	23,000	80.5	151.5	34,000	28,400	24,600			45	
50	74.5	151.2	35,900	29,900	25,800	22,600	78.5	150.0	33,100	27,900	24,200	21,400		50	
55	72.5	149.6	34,800	29,300	25,300	22,300	76.5	148.3	32,200	27,300	23,700	21,000		55	
60	70.4	147.7	33,800	28,700	24,800	21,900	74.4	146.4	31,400	27,300	24,000	21,200		60	
65	68.4	145.6	32,700	28,100	24,300	21,500	72.3	144.3	30,700	26,800	23,600	20,900		65	
70	66.3	143.3	31,900	27,500	23,900	21,200	70.2	142.0	30,000	26,200	23,200	20,700		70	
75	64.1	140.8	31,000	26,900	23,500	20,900	68.1	139.5	29,100	25,700	22,900	20,400		75	
80	61.9	138.0	30,200	26,300	23,100	20,500	65.9	136.7	27,600	25,200	22,500	20,200		80	
85	59.7	135.0	29,400	25,800	22,700	20,200	63.6	133.6	26,200	24,800	22,300	20,000		85	
90	57.4	131.7	28,700	25,200	22,300	19,900	61.3	130.3	25,000	24,400	21,900	19,800		90	
95	55.1	128.1	28,000	24,600	21,900	19,600	58.9	126.7	23,900	23,800	21,600	19,500		95	
100	52.6	124.2	27,300	24,100	21,600	19,400	56.5	122.7	22,900	22,700	21,300	19,300		100	
105	50.1	119.9	26,300	23,700	21,300	19,200	53.9	118.4	22,000	21,800	21,000	19,100		105	
110	47.5	115.2	25,100	23,200	20,900	18,900	51.2	113.6	21,100	21,000	20,700	19,000		110	
115	44.8	110.1	23,900	22,800	20,600	18,600	48.5	108.4	20,300	20,200	20,000	18,800		115	
120	41.9	104.4	22,900	22,500	20,300	18,400	45.5	102.6	19,600	19,500	19,300	18,600		120	
125	38.8	98.1	22,000	21,700	20,000	18,200	42.4	96.2	18,900	18,900	18,700	18,500		125	
130	35.5	91.0	21,100	20,900	19,700	18,000	39.0	88.9	18,400	18,300	18,100	18,000		130	
135	31.8	82.9	20,300	20,100	19,500	17,900	35.2	80.6	17,800	17,800	17,600	17,500		135	
140	27.8	73.5	19,500	19,400	19,300	17,700	31.0	70.8	17,300	17,200	17,200	17,100		140	
145	22.9	61.9	18,900	18,700	18,600	17,700								145	

MLC250 S-1



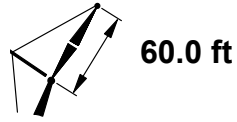
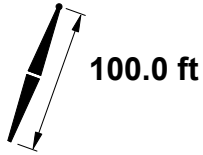
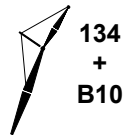
ft	°	ft	lb				ft
			0°	1°	2°	3°	
35							35
40							40
45							45
50							50
55	80.6	145.6	27,000				55
60	78.5	143.6	25,500	25,200	22,900		60
65	76.4	141.5	24,200	23,900	22,600	20,200	65
70	74.2	139.1	23,100	22,800	22,300	20,100	70
75	72.0	136.5	22,100	21,800	21,400	19,900	75
80	69.8	133.7	21,200	20,900	20,500	19,800	80
85	67.5	130.5	20,300	20,100	19,700	19,400	85
90	65.1	127.1	19,500	19,300	19,000	18,700	90
95	62.6	123.4	18,800	18,600	18,300	18,100	95
100	60.1	119.3	18,200	18,000	17,700	17,500	100
105	57.5	114.8	17,600	17,400	17,200	17,000	105
110	54.7	109.9	17,100	16,900	16,700	16,500	110
115	51.8	104.5	16,500	16,400	16,200	16,100	115
120	48.8	98.4	16,100	16,000	15,800	15,700	120
125	45.5	91.7	15,700	15,600	15,500	15,400	125
130	41.9	84.0	15,300	15,200	15,200	15,100	130
135							135
140							140
145							145

MLC250 S-1



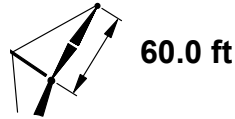
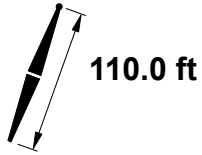
	5°							15°						
	ft	°	ft	0° lb	1° lb	2° lb	3° lb	°	ft	0° lb	1° lb	2° lb	3° lb	ft
35	81.0	165.3	39,300											35
40	79.2	164.3	38,300	31,500										40
45	77.3	163.1	37,200	30,800	26,400	23,200								45
50	75.5	161.7	36,300	30,200	25,900	22,800	79.3	160.4	33,300	28,600				50
55	73.6	160.1	35,300	29,600	25,400	22,400	77.4	158.8	32,600	28,000	24,400	21,500		55
60	71.7	158.4	34,300	28,900	25,000	22,000	75.5	157.1	31,800	27,600	24,100	21,200		60
65	69.8	156.5	33,300	28,400	24,600	21,700	73.5	155.2	31,000	27,000	23,800	21,000		65
70	67.9	154.3	32,500	27,800	24,200	21,400	71.6	153.0	30,400	26,500	23,400	20,800		70
75	65.9	152.0	31,600	27,200	23,700	21,100	69.6	150.7	29,700	26,100	23,100	20,600		75
80	63.9	149.5	30,800	26,800	23,400	20,700	67.5	148.1	28,700	25,500	22,800	20,400		80
85	61.8	146.7	30,100	26,200	23,000	20,500	65.5	145.3	27,300	25,200	22,500	20,200		85
90	59.7	143.7	29,300	25,600	22,700	20,200	63.4	142.3	26,100	24,700	22,200	19,900		90
95	57.6	140.4	28,700	25,100	22,300	19,900	61.2	138.9	25,000	24,300	21,900	19,700		95
100	55.4	136.9	28,100	24,700	22,000	19,600	59.0	135.4	23,900	23,800	21,600	19,500		100
105	53.1	133.0	27,400	24,200	21,600	19,400	56.7	131.5	23,000	22,800	21,300	19,300		105
110	50.8	128.8	26,600	23,700	21,300	19,200	54.3	127.2	22,100	22,000	21,000	19,200		110
115	48.4	124.3	25,500	23,300	21,000	18,900	51.9	122.6	21,300	21,200	20,800	19,000		115
120	45.9	119.4	24,300	23,000	20,700	18,700	49.3	117.6	20,500	20,400	20,200	18,800		120
125	43.2	113.9	23,400	22,600	20,400	18,500	46.6	112.1	19,900	19,800	19,500	18,600		125
130	40.4	108.0	22,400	22,300	20,100	18,300	43.8	106.0	19,200	19,100	19,000	18,500		130
135	37.5	101.4	21,500	21,400	19,900	18,100	40.8	99.3	18,600	18,600	18,400	18,200		135
140	34.3	94.0	20,800	20,700	19,600	18,000	37.5	91.7	18,100	18,000	17,900	17,800		140
145	30.8	85.5	20,100	19,800	19,300	17,900	33.9	83.0	17,600	17,600	17,500	17,400		145
150	26.8	75.7	19,200	18,700	18,200	17,700								150
155	22.1	63.7	18,000	17,600	17,200	16,800								155

MLC250 S-1



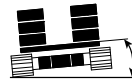
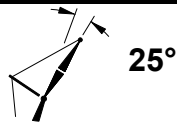
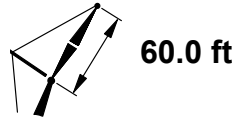
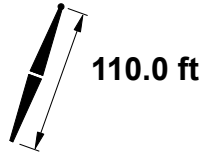
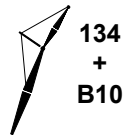
		25°					
		149,600 lb + 0 lb					
ft	°	ft	0° lb	1° lb	2° lb	3° lb	ft
35							35
40							40
45							45
50							50
55							55
60	79.3	154.2	26,100	25,700			60
65	77.3	152.2	24,800	24,500	22,800	20,300	65
70	75.3	150.0	23,700	23,400	22,500	20,200	70
75	73.3	147.6	22,600	22,400	21,900	20,000	75
80	71.2	145.0	21,700	21,500	21,100	19,900	80
85	69.1	142.1	20,900	20,600	20,300	19,700	85
90	67.0	139.0	20,200	19,900	19,600	19,300	90
95	64.7	135.6	19,400	19,200	18,900	18,600	95
100	62.5	132.0	18,700	18,600	18,300	18,100	100
105	60.1	128.0	18,200	18,000	17,700	17,500	105
110	57.7	123.6	17,600	17,400	17,200	17,000	110
115	55.1	118.8	17,100	16,900	16,800	16,600	115
120	52.5	113.6	16,600	16,500	16,300	16,200	120
125	49.7	107.9	16,200	16,100	15,900	15,800	125
130	46.7	101.6	15,800	15,700	15,600	15,500	130
135	43.5	94.5	15,500	15,400	15,300	15,200	135
140							140
145							145
150							150
155							155

MLC250 S-1



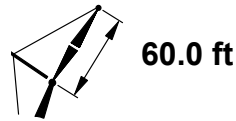
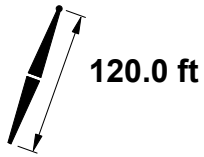
	5°							15°						
			149,600 lb + 0 lb						149,600 lb + 0 lb					
	ft	°	ft	0° lb	1° lb	2° lb	3° lb	°	ft	0° lb	1° lb	2° lb	3° lb	ft
40	79.8	174.5	38,400	31,600										40
45	78.1	173.4	37,500	31,000										45
50	76.4	172.1	36,600	30,400	26,500			79.9	170.8	33,500	28,700			50
55	74.6	170.6	35,700	29,800	26,000	22,800		78.2	169.3	32,800	28,200	24,500		55
60	72.8	169.0	34,700	29,200	25,200	22,100		76.4	167.7	32,100	27,700	24,100	21,400	60
65	71.0	167.2	33,900	28,700	24,800	21,800		74.6	165.9	31,400	27,300	23,800	21,100	65
70	69.2	165.2	33,000	28,200	24,300	21,500		72.7	163.9	30,700	26,800	23,600	20,900	70
75	67.4	163.0	32,200	27,600	24,000	21,200		70.9	161.7	30,100	26,300	23,300	20,700	75
80	65.5	160.7	31,400	27,100	23,600	20,900		69.0	159.3	29,500	25,900	23,000	20,500	80
85	63.6	158.1	30,700	26,600	23,200	20,600		67.1	156.7	28,400	25,500	22,700	20,300	85
90	61.7	155.3	30,000	26,100	22,900	20,300		65.1	153.9	27,100	25,100	22,400	20,100	90
95	59.7	152.3	29,300	25,600	22,600	20,100		63.2	150.9	25,900	24,600	22,100	19,900	95
100	57.7	149.1	28,700	25,100	22,300	19,800		61.1	147.6	24,900	24,300	21,900	19,700	100
105	55.7	145.6	28,000	24,700	21,900	19,600		59.0	144.0	23,900	23,800	21,600	19,500	105
110	53.6	141.8	27,500	24,200	21,600	19,400		56.9	140.2	23,000	22,900	21,300	19,300	110
115	51.4	137.7	26,900	23,800	21,300	19,200		54.7	136.1	22,200	22,100	21,100	19,200	115
120	49.1	133.3	25,800	23,400	21,100	18,900		52.4	131.6	21,500	21,300	20,800	19,000	120
125	46.8	128.5	24,700	23,100	20,800	18,800		50.1	126.8	20,700	20,600	20,400	18,900	125
130	44.4	123.3	23,800	22,600	20,500	18,500		47.6	121.5	20,100	20,000	19,800	18,700	130
135	41.8	117.6	22,500	21,700	20,200	18,300		45.0	115.7	19,500	19,400	19,200	18,600	135
140	39.1	111.4	21,100	20,400	19,700	18,200		42.2	109.3	18,900	18,800	18,700	18,500	140
145	36.3	104.5	19,800	19,200	18,600	17,900		39.3	102.3	18,400	18,300	18,200	18,000	145
150	33.2	96.8	18,600	18,000	17,500	16,900		36.1	94.4	17,900	17,800	17,700	17,300	150
155	29.8	88.1	17,500	17,000	16,500	16,000		32.6	85.4	17,400	17,300	16,800	16,300	155
160	25.9	77.9	16,400	16,000	15,500	15,100								160
165	21.4	65.5	15,400	15,000	14,600	14,200								165

MLC250 S-1



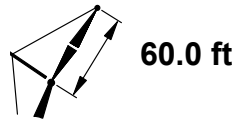
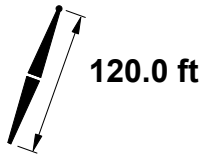
ft	°	ft	lb				ft
			0°	1°	2°	3°	
40							40
45							45
50							50
55							55
60	80.0	164.7	26,500	25,900			60
65	78.2	162.8	25,300	24,900	22,800		65
70	76.3	160.8	24,200	23,900	22,600	20,200	70
75	74.4	158.6	23,200	22,900	22,400	20,100	75
80	72.5	156.1	22,300	22,000	21,600	19,900	80
85	70.5	153.5	21,500	21,200	20,800	19,800	85
90	68.5	150.6	20,600	20,400	20,100	19,700	90
95	66.5	147.5	19,900	19,700	19,400	19,100	95
100	64.4	144.2	19,300	19,100	18,800	18,500	100
105	62.3	140.5	18,700	18,500	18,300	18,000	105
110	60.1	136.6	18,100	18,000	17,700	17,500	110
115	57.8	132.4	17,700	17,500	17,300	17,100	115
120	55.5	127.7	17,200	17,000	16,800	16,700	120
125	53.0	122.7	16,700	16,600	16,400	16,300	125
130	50.5	117.2	16,300	16,200	16,000	15,900	130
135	47.8	111.2	16,000	15,800	15,700	15,600	135
140	44.9	104.6	15,600	15,500	15,400	15,300	140
145	41.8	97.2	15,300	15,200	15,100	15,100	145
150							150
155							155
160							160
165							165

MLC250 S-1



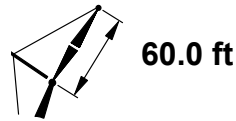
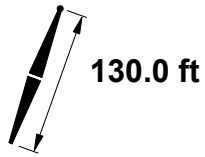
	5°							15°						
			149,600 lb + 0 lb						149,600 lb + 0 lb					
	ft	°	ft	0° lb	1° lb	2° lb	3° lb	ft	°	ft	0° lb	1° lb	2° lb	3° lb
40	80.4	184.7	38,600	31,100	26,600	22,900	80.5	181.1	33,700	27,800	24,200	21,400	40	
45	78.8	183.6	37,700	30,500	26,100	22,500	78.8	179.7	33,000	28,300	24,500		45	
50	77.1	182.4	36,900	29,900	25,700	22,200	77.2	178.2	32,300	27,800	24,200		50	
55	75.5	181.0	36,000	29,400	25,300	22,200	77.2	178.2	32,300	27,800	24,200	21,400	55	
60	73.8	179.5	35,200	29,400	25,300	22,200	77.2	178.2	32,300	27,800	24,200	21,400	60	
65	72.1	177.8	34,300	28,900	24,900	21,900	75.5	176.5	31,700	27,400	23,900	21,200	65	
70	70.5	176.0	33,400	28,400	24,500	21,600	73.8	174.6	31,000	27,000	23,700	21,000	70	
75	68.7	174.0	32,600	27,900	24,200	21,400	72.0	172.6	30,400	26,600	23,400	20,700	75	
80	67.0	171.8	31,900	27,400	23,800	21,000	70.3	170.3	29,900	26,100	23,100	20,600	80	
85	65.2	169.4	31,200	26,900	23,500	20,800	68.5	167.9	29,400	25,700	22,800	20,400	85	
90	63.4	166.8	30,500	26,500	23,100	20,500	66.7	165.3	28,100	25,300	22,600	20,200	90	
95	61.6	164.0	29,900	26,000	22,800	20,300	64.9	162.5	27,000	24,900	22,300	20,000	95	
100	59.8	161.0	29,200	25,500	22,500	20,000	63.0	159.5	25,900	24,600	22,000	19,800	100	
105	57.9	157.8	28,600	25,100	22,200	19,800	61.1	156.2	24,900	24,200	21,800	19,700	105	
110	55.9	154.3	28,100	24,600	21,900	19,600	59.1	152.7	24,000	23,800	21,600	19,500	110	
115	53.9	150.6	27,600	24,200	21,600	19,300	57.1	149.0	23,100	23,000	21,300	19,300	115	
120	51.9	146.6	27,000	23,800	21,300	19,200	55.0	144.9	22,300	22,200	21,100	19,200	120	
125	49.8	142.3	25,300	23,500	21,100	19,000	52.9	140.5	21,600	21,500	20,800	19,100	125	
130	47.6	137.6	23,600	22,700	20,800	18,700	50.7	135.8	20,900	20,800	20,600	18,900	130	
135	45.4	132.6	22,100	21,300	20,400	18,600	48.4	130.7	20,300	20,200	20,000	18,700	135	
140	43.0	127.2	20,700	20,000	19,200	18,400	46.0	125.2	19,700	19,600	19,400	18,600	140	
145	40.5	121.2	19,500	18,800	18,100	17,400	43.5	119.2	19,200	19,100	18,600	17,900	145	
150	37.9	114.7	18,300	17,600	17,000	16,400	40.8	112.6	18,600	18,100	17,400	16,800	150	
155	35.2	107.6	17,100	16,600	16,000	15,400	38.0	105.2	17,600	17,000	16,400	15,800	155	
160	32.2	99.6	16,100	15,600	15,000	14,500	34.9	97.0	16,500	15,900	15,400	14,900	160	
165	28.9	90.5	15,100	14,600	14,200	13,700	31.5	87.7	15,400	14,900	14,500	14,000	165	
170	25.1	80.0	14,100	13,700	13,300	12,900							170	
175	20.8	67.2	13,200	12,900	12,500	12,200							175	

MLC250 S-1



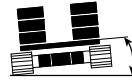
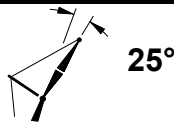
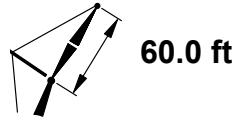
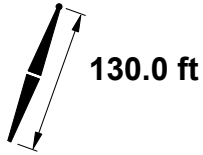
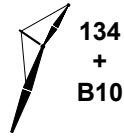
		25°					
		0°					
		1°					
		2°					
		3°					
ft	°	ft	lb	lb	lb	lb	ft
40							40
45							45
50							50
55							55
60	80.6	175.1	26,900				60
65	78.9	173.4	25,700	25,400	22,900		65
70	77.1	171.5	24,700	24,300	22,700	20,200	70
75	75.4	169.4	23,700	23,400	22,500	20,100	75
80	73.6	167.1	22,800	22,500	22,000	20,000	80
85	71.8	164.7	22,000	21,700	21,300	19,900	85
90	69.9	162.0	21,200	20,900	20,600	19,800	90
95	68.0	159.2	20,500	20,300	19,900	19,600	95
100	66.1	156.1	19,800	19,600	19,300	19,000	100
105	64.2	152.7	19,200	19,000	18,700	18,500	105
110	62.2	149.1	18,700	18,500	18,200	18,000	110
115	60.1	145.3	18,200	18,000	17,700	17,500	115
120	58.0	141.1	17,700	17,500	17,300	17,100	120
125	55.8	136.6	17,200	17,100	16,900	16,700	125
130	53.5	131.7	16,800	16,700	16,500	16,300	130
135	51.1	126.5	16,400	16,300	16,100	16,000	135
140	48.7	120.7	16,100	15,900	15,800	15,700	140
145	46.0	114.4	15,700	15,600	15,500	15,400	145
150	43.2	107.5	15,400	15,400	15,300	15,200	150
155							155
160							160
165							165
170							170
175							175

MLC250 S-1



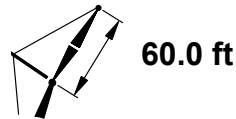
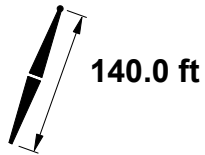
	5°							15°							
	ft	°	ft	0° lb	1° lb	2° lb	3° lb	ft	°	ft	0° lb	1° lb	2° lb	3° lb	ft
40	80.9	194.9	38,700												40
45	79.4	193.9	37,800	31,200											45
50	77.8	192.7	37,000	30,600	26,200	22,900		81.0	191.4	33,900					50
55	76.3	191.4	36,300	30,100	25,700	22,600		79.5	190.1	33,300	28,400				55
60	74.7	190.0	35,500	29,500	25,400	22,300		77.9	188.6	32,500	28,000	24,300	21,400		60
65	73.1	188.4	34,700	29,100	25,000	22,000		76.3	187.0	31,900	27,600	24,000	21,200		65
70	71.5	186.7	33,900	28,600	24,700	21,700		74.7	185.2	31,300	27,200	23,800	21,000		70
75	69.9	184.8	33,100	28,100	24,300	21,400		73.0	183.3	30,700	26,800	23,500	20,900		75
80	68.3	182.7	32,400	27,700	23,900	21,200		71.4	181.2	30,200	26,400	23,200	20,600		80
85	66.6	180.5	31,600	27,200	23,600	20,900		69.7	179.0	29,600	26,000	23,000	20,400		85
90	65.0	178.0	31,000	26,700	23,300	20,600		68.0	176.6	29,100	25,600	22,700	20,300		90
95	63.3	175.4	30,300	26,300	23,000	20,400		66.3	173.9	27,800	25,200	22,500	20,100		95
100	61.5	172.7	29,700	25,900	22,700	20,200		64.6	171.1	26,800	24,900	22,300	20,000		100
105	59.8	169.7	29,100	25,500	22,400	20,000		62.8	168.1	25,700	24,500	22,000	19,800		105
110	58.0	166.5	28,600	25,000	22,200	19,700		61.0	164.9	24,900	24,200	21,800	19,600		110
115	56.2	163.0	28,100	24,600	21,900	19,500		59.2	161.4	24,000	23,900	21,500	19,500		115
120	54.3	159.4	26,600	24,200	21,600	19,300		57.3	157.7	23,200	23,100	21,300	19,300		120
125	52.4	155.4	24,800	23,700	21,300	19,200		55.3	153.7	22,400	22,300	21,100	19,200		125
130	50.4	151.2	23,200	22,100	21,100	18,900		53.3	149.4	21,700	21,600	20,900	19,000		130
135	48.4	146.7	21,700	20,700	19,800	18,800		51.3	144.8	21,100	21,000	20,500	19,000		135
140	46.2	141.8	20,300	19,400	18,600	17,800		49.1	139.9	20,400	20,100	19,200	18,400		140
145	44.1	136.5	19,000	18,200	17,500	16,800		46.9	134.6	19,600	18,800	18,000	17,300		145
150	41.8	130.9	17,800	17,100	16,400	15,700		44.6	128.8	18,300	17,600	16,900	16,300		150
155	39.4	124.7	16,700	16,000	15,400	14,800		42.2	122.5	17,200	16,500	15,900	15,300		155
160	36.8	118.0	15,600	15,000	14,500	13,900		39.6	115.7	16,100	15,500	14,900	14,300		160
165	34.1	110.5	14,600	14,100	13,600	13,100		36.8	108.1	15,000	14,500	14,000	13,500		165
170	31.2	102.3	13,700	13,200	12,800	12,300		33.8	99.6	14,100	13,600	13,100	12,600		170
175	28.0	92.9	12,800	12,400	12,000	11,600		30.5	89.9	13,100	12,700	12,300	11,800		175
180	24.4	82.0	12,000	11,600	11,200	10,900									180
185	20.2	68.8	11,200	10,900	10,500	10,200									185

MLC250 S-1



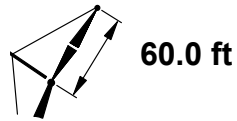
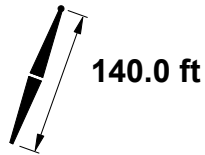
ft	°	ft	lb				ft
			0°	1°	2°	3°	
40							40
45							45
50							50
55							55
60							60
65	79.5	183.9	26,100	25,800			65
70	77.9	182.1	25,100	24,800	22,800	20,300	70
75	76.2	180.1	24,100	23,800	22,500	20,200	75
80	74.5	178.0	23,200	23,000	22,300	20,000	80
85	72.8	175.7	22,400	22,200	21,700	20,000	85
90	71.1	173.2	21,600	21,400	21,000	19,800	90
95	69.4	170.6	21,000	20,700	20,400	19,800	95
100	67.6	167.7	20,400	20,100	19,800	19,400	100
105	65.8	164.6	19,700	19,500	19,200	18,900	105
110	63.9	161.3	19,100	19,000	18,700	18,400	110
115	62.0	157.7	18,600	18,400	18,200	18,000	115
120	60.1	153.9	18,100	18,000	17,700	17,500	120
125	58.1	149.8	17,700	17,500	17,300	17,100	125
130	56.0	145.4	17,200	17,100	16,900	16,700	130
135	53.9	140.7	16,900	16,700	16,600	16,400	135
140	51.7	135.6	16,500	16,400	16,200	16,100	140
145	49.4	130.1	16,200	16,000	15,900	15,800	145
150	47.0	124.1	15,900	15,700	15,600	15,500	150
155	44.5	117.6	15,600	15,500	15,400	15,300	155
160	41.8	110.4	15,300	15,200	15,100	14,700	160
165							165
170							170
175							175
180							180
185							185

MLC250 S-1



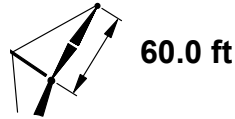
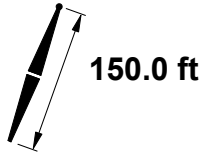
	5°							15°						
	ft	°	ft	0° lb	1° lb	2° lb	3° lb	°	ft	0° lb	1° lb	2° lb	3° lb	ft
45	79.9	204.1	37,900	31,200										45
50	78.5	203.0	37,200	30,600										50
55	77.0	201.8	36,500	30,200	26,200									55
60	75.5	200.4	35,800	29,700	25,400	22,600		80.0	200.4	33,300				60
65	74.0	198.9	35,000	29,200	25,100	22,100		78.5	199.0	32,700	28,000	24,300		65
70	72.5	197.3	34,200	28,700	24,700	21,800		77.0	197.5	32,100	27,600	24,000	21,200	70
75	71.0	195.5	33,500	28,300	24,400	21,500		75.5	195.8	31,600	27,300	23,800	21,000	75
80	69.4	193.5	32,800	27,900	24,100	21,200		73.9	194.0	31,000	26,900	23,600	20,900	80
85	67.9	191.4	32,100	27,500	23,800	21,000		72.4	192.1	30,400	26,600	23,400	20,600	85
90	66.3	189.2	31,400	27,000	23,500	20,800		70.8	189.9	30,000	26,200	23,100	20,500	90
95	64.7	186.7	30,800	26,600	23,200	20,500		69.2	187.7	29,500	25,800	22,900	20,300	95
100	63.1	184.1	30,200	26,200	22,900	20,300		67.6	185.2	28,800	25,400	22,600	20,200	100
105	61.5	181.3	29,600	25,800	22,600	20,100		66.0	182.6	27,700	25,100	22,400	20,100	105
110	59.8	178.3	29,100	25,400	22,400	19,900		64.4	179.8	26,600	24,800	22,200	19,900	110
115	58.1	175.1	28,100	25,000	22,000	19,600		62.7	176.7	25,700	24,400	22,000	19,700	115
120	56.4	171.7	26,200	24,600	21,800	19,400		61.0	173.5	24,800	24,200	21,700	19,600	120
125	54.6	168.1	24,400	23,200	21,500	19,300		59.2	170.1	24,000	23,900	21,500	19,400	125
130	52.8	164.2	22,800	21,700	20,600	19,100		57.4	166.4	23,200	23,100	21,300	19,300	130
135	50.9	160.1	21,300	20,300	19,300	18,400		55.6	162.5	22,500	22,400	21,100	19,100	135
140	49.0	155.7	19,900	19,000	18,100	17,300		53.7	158.3	21,800	21,000	20,100	19,000	140
145	47.0	150.9	18,600	17,800	17,000	16,200		51.8	153.8	20,600	19,700	18,800	17,900	145
150	45.0	145.8	17,400	16,600	15,900	15,200		49.8	149.0	19,300	18,400	17,600	16,800	150
155	42.9	140.4	16,300	15,600	14,900	14,300		47.7	143.9	18,000	17,200	16,500	15,800	155
160	40.6	134.5	15,200	14,600	14,000	13,400		45.5	138.3	16,900	16,100	15,400	14,800	160
165	38.3	128.1	14,300	13,700	13,100	12,600		43.3	132.3	15,800	15,100	14,500	13,900	165
170	35.8	121.1	13,300	12,800	12,300	11,800		40.9	125.8	14,700	14,100	13,600	13,000	170
175	33.2	113.4	12,500	12,000	11,500	11,000		38.4	118.7	13,800	13,200	12,700	12,200	175
180	30.4	104.9	11,600	11,200	10,800	10,300		35.7	110.8	12,800	12,300	11,900	11,400	180
185	27.3	95.2	10,900	10,500	10,100	9,700		32.8	102.0	12,000	11,500	11,100	10,600	185
190	23.7	84.0	10,100	9,700	9,400	9,000								190

MLC250 S-1



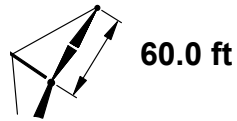
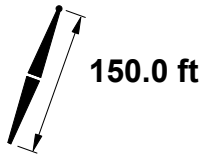
		25°					
		149,600 lb + 0 lb					
ft	°	ft	0° lb	1° lb	2° lb	3° lb	ft
45							45
50							50
55							55
60							60
65	80.1	194.3	26,500				65
70	78.5	192.6	25,500	25,200	22,700		70
75	77.0	190.8	24,500	24,200	22,600	20,200	75
80	75.4	188.8	23,700	23,400	22,400	20,000	80
85	73.8	186.6	22,900	22,600	22,100	20,000	85
90	72.2	184.3	22,100	21,900	21,400	19,900	90
95	70.5	181.8	21,500	21,200	20,800	19,800	95
100	68.9	179.1	20,800	20,500	20,200	19,700	100
105	67.2	176.2	20,200	20,000	19,600	19,300	105
110	65.5	173.2	19,600	19,400	19,100	18,800	110
115	63.7	169.9	19,100	18,900	18,600	18,400	115
120	61.9	166.3	18,600	18,400	18,200	17,900	120
125	60.1	162.6	18,100	18,000	17,700	17,500	125
130	58.2	158.6	17,700	17,500	17,300	17,100	130
135	56.3	154.3	17,300	17,200	17,000	16,800	135
140	54.3	149.7	17,000	16,800	16,600	16,500	140
145	52.2	144.7	16,600	16,400	16,300	16,200	145
150	50.1	139.4	16,300	16,100	16,000	15,900	150
155	47.8	133.6	16,000	15,800	15,700	15,300	155
160	45.5	127.4	15,700	15,600	14,900	14,300	160
165	43.0	120.6	15,100	14,500	13,900	13,400	165
170							170
175							175
180							180
185							185
190							190

MLC250 S-1



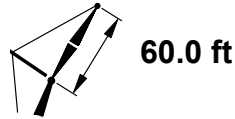
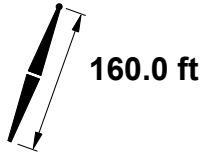
	5°							15°							
			0°								0°				
	ft	°	lb	lb	lb	lb	°	ft	lb	lb	lb	lb	ft		
45	80.4	214.3	38,000											45	
50	79.0	213.2	37,300	30,700										50	
55	77.6	212.1	36,600	30,200	25,800	22,500								55	
60	76.2	210.8	35,900	29,700	25,500	22,300	80.5	210.7	33,500					60	
65	74.8	209.4	35,200	29,300	25,100	22,000	79.1	209.4	32,900	28,100				65	
70	73.4	207.8	34,500	28,900	24,800	21,800	77.6	207.9	32,300	27,700	24,100	21,200		70	
75	71.9	206.1	33,800	28,400	24,500	21,500	76.2	206.3	31,700	27,400	23,800	21,000		75	
80	70.5	204.3	33,100	28,000	24,200	21,300	74.8	204.6	31,300	27,100	23,600	20,900		80	
85	69.0	202.3	32,500	27,600	23,900	21,100	73.3	202.8	30,700	26,700	23,400	20,700		85	
90	67.5	200.1	31,800	27,200	23,600	20,900	71.8	200.8	30,200	26,300	23,200	20,600		90	
95	66.0	197.8	31,200	26,800	23,300	20,600	70.3	198.6	29,800	26,000	23,000	20,400		95	
100	64.5	195.4	30,600	26,400	23,000	20,400	68.8	196.3	29,300	25,600	22,800	20,200		100	
105	62.9	192.8	30,100	26,000	22,800	20,200	67.3	193.8	28,500	25,300	22,500	20,100		105	
110	61.4	190.0	29,500	25,700	22,500	20,000	65.7	191.2	27,500	25,000	22,300	19,900		110	
115	59.8	187.0	27,500	25,300	22,200	19,800	64.1	188.4	26,500	24,700	22,100	19,800		115	
120	58.2	183.8	25,600	24,200	22,000	19,600	62.5	185.4	25,600	24,400	21,900	19,700		120	
125	56.5	180.4	23,800	22,500	21,300	19,400	60.9	182.2	24,800	24,100	21,700	19,500		125	
130	54.9	176.8	22,200	21,000	19,900	18,900	59.2	178.8	24,000	23,500	21,500	19,400		130	
135	53.1	173.0	20,700	19,600	18,600	17,600	57.5	175.1	23,100	21,900	20,800	19,300		135	
140	51.4	169.0	19,300	18,300	17,400	16,500	55.8	171.3	21,500	20,400	19,400	18,400		140	
145	49.6	164.6	18,000	17,100	16,300	15,400	54.0	167.1	20,100	19,100	18,100	17,200		145	
150	47.7	160.0	16,800	16,000	15,200	14,400	52.2	162.8	18,700	17,800	16,900	16,100		150	
155	45.8	155.1	15,700	14,900	14,200	13,500	50.3	158.1	17,500	16,600	15,800	15,100		155	
160	43.8	149.8	14,600	13,900	13,300	12,600	48.4	153.1	16,300	15,500	14,800	14,100		160	
165	41.7	144.1	13,700	13,000	12,400	11,800	46.4	147.7	15,200	14,500	13,800	13,200		165	
170	39.6	138.0	12,700	12,100	11,600	11,000	44.3	142.0	14,200	13,500	12,900	12,300		170	
175	37.3	131.4	11,900	11,300	10,800	10,300	42.1	135.7	13,200	12,600	12,000	11,500		175	
180	34.9	124.1	11,000	10,500	10,100	9,600	39.8	129.0	12,300	11,800	11,200	10,700		180	
185	32.4	116.2	10,300	9,800	9,400	8,900	37.3	121.6	11,400	10,900	10,400	10,000		185	
190	29.6	107.4	9,500	9,100	8,700	8,300	34.7	113.5	10,600	10,200	9,700	9,300		190	
195	26.6	97.5	8,800	8,400	8,100	7,700	31.9	104.5	9,800	9,400	9,000	8,600		195	
200	23.1	85.9	8,100	7,800	7,500	7,100								200	

MLC250 S-1



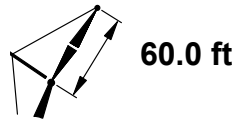
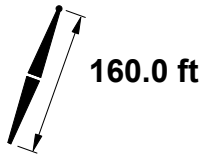
		25°					
		149,600 lb + 0 lb					
ft	°	ft	0° lb	1° lb	2° lb	3° lb	ft
45							45
50							50
55							55
60							60
65	80.6	204.7	26,900				65
70	79.1	203.1	25,800	25,500			70
75	77.6	201.3	24,900	24,600	22,600	20,200	75
80	76.1	199.5	24,100	23,800	22,400	20,100	80
85	74.6	197.4	23,300	23,000	22,300	19,900	85
90	73.1	195.2	22,600	22,300	21,800	19,900	90
95	71.6	192.9	21,900	21,600	21,200	19,800	95
100	70.0	190.4	21,200	21,000	20,600	19,700	100
105	68.4	187.7	20,600	20,400	20,000	19,700	105
110	66.8	184.8	20,000	19,800	19,500	19,200	110
115	65.2	181.7	19,500	19,300	19,000	18,800	115
120	63.5	178.4	19,100	18,800	18,600	18,300	120
125	61.8	175.0	18,600	18,400	18,100	17,900	125
130	60.1	171.2	18,100	18,000	17,700	17,500	130
135	58.3	167.3	17,700	17,600	17,400	17,200	135
140	56.5	163.1	17,400	17,200	17,000	16,800	140
145	54.6	158.6	17,000	16,800	16,700	16,500	145
150	52.7	153.7	16,700	16,500	16,400	15,700	150
155	50.7	148.6	16,400	16,100	15,400	14,600	155
160	48.6	143.0	15,700	15,000	14,300	13,700	160
165	46.4	137.1	14,700	14,000	13,400	12,700	165
170	44.1	130.6	13,600	13,000	12,400	11,900	170
175							175
180							180
185							185
190							190
195							195
200							200

MLC250 S-1



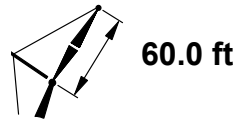
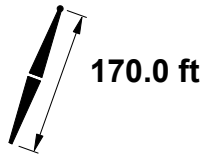
	5°							15°						
	ft	°	ft	0° lb	1° lb	2° lb	3° lb	°	ft	0° lb	1° lb	2° lb	3° lb	ft
45	80.9	224.4	38,000											45
50	79.5	223.5	37,300	30,700										50
55	78.2	222.4	36,700	30,200	25,800			80.9	220.9	33,600				55
60	76.9	221.1	36,100	29,700	25,500	22,300		79.6	219.7	33,000	28,100			60
65	75.5	219.8	35,400	29,400	25,200	22,100		78.2	218.3	32,500	27,800	24,100		65
70	74.1	218.3	34,800	28,900	24,800	21,800		76.9	216.8	31,900	27,500	23,800	21,000	70
75	72.8	216.7	34,000	28,500	24,600	21,600		75.5	215.2	31,400	27,100	23,600	20,900	75
80	71.4	214.9	33,400	28,100	24,300	21,400		74.1	213.4	30,900	26,800	23,400	20,700	80
85	70.0	213.0	32,700	27,700	23,900	21,100		72.7	211.5	30,400	26,400	23,200	20,600	85
90	68.6	211.0	32,100	27,300	23,600	20,900		71.3	209.5	30,000	26,100	23,000	20,400	90
95	67.2	208.9	31,500	27,000	23,400	20,700		69.8	207.3	29,500	25,800	22,800	20,300	95
100	65.7	206.5	31,000	26,600	23,200	20,500		68.4	205.0	29,200	25,500	22,600	20,100	100
105	64.3	204.1	30,400	26,300	22,900	20,200		66.9	202.5	28,300	25,200	22,400	20,000	105
110	62.8	201.4	29,200	25,900	22,600	20,100		65.5	199.8	27,300	24,900	22,200	19,900	110
115	61.3	198.6	27,100	25,500	22,400	19,900		63.9	197.0	26,400	24,600	22,000	19,700	115
120	59.8	195.6	25,200	23,700	22,200	19,700		62.4	194.0	25,500	24,300	21,800	19,600	120
125	58.3	192.5	23,400	22,000	20,800	19,500		60.9	190.8	24,400	23,000	21,600	19,500	125
130	56.7	189.1	21,700	20,500	19,400	18,300		59.3	187.4	22,700	21,500	20,300	19,100	130
135	55.1	185.6	20,200	19,100	18,100	17,100		57.7	183.8	21,100	20,000	18,900	17,900	135
140	53.5	181.8	18,900	17,800	16,900	15,900		56.0	180.0	19,700	18,600	17,600	16,700	140
145	51.8	177.8	17,600	16,600	15,700	14,900		54.3	176.0	18,400	17,400	16,500	15,600	145
150	50.1	173.5	16,400	15,500	14,700	13,900		52.6	171.7	17,100	16,200	15,400	14,500	150
155	48.3	169.0	15,300	14,500	13,700	12,900		50.8	167.1	15,900	15,100	14,300	13,600	155
160	46.5	164.2	14,200	13,500	12,800	12,100		49.0	162.2	14,900	14,100	13,400	12,700	160
165	44.7	159.1	13,200	12,600	11,900	11,300		47.1	157.0	13,800	13,100	12,500	11,800	165
170	42.7	153.6	12,300	11,700	11,100	10,500		45.1	151.5	12,900	12,200	11,600	11,000	170
175	40.7	147.7	11,500	10,900	10,300	9,700		43.1	145.5	12,000	11,400	10,800	10,200	175
180	38.6	141.4	10,600	10,100	9,600	9,100		41.0	139.1	11,100	10,500	10,000	9,500	180
185	36.4	134.5	9,900	9,400	8,900	8,400		38.7	132.1	10,300	9,800	9,300	8,800	185
190	34.1	127.1	9,100	8,700	8,200	7,800		36.3	124.5	9,500	9,000	8,600	8,100	190
200	28.9	109.9	7,800	7,400	7,000	6,600		31.0	106.8	8,000	7,700	7,300	6,900	200
210	22.6	87.8	6,500	6,200	5,900	5,600								210

MLC250 S-1



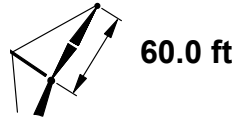
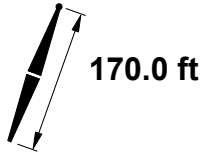
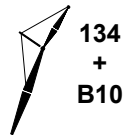
		25°					
		0°					
		1°					
		2°					
		3°					
ft	°	ft	lb	lb	lb	lb	ft
45							45
50							50
55							55
60							60
65	81.0	215.0	27,200				65
70	79.6	213.5	26,200	25,600			70
75	78.2	211.9	25,300	25,000	22,600		75
80	76.8	210.1	24,400	24,200	22,500	20,100	80
85	75.4	208.1	23,700	23,400	22,300	19,900	85
90	74.0	206.1	22,900	22,700	22,100	19,900	90
95	72.5	203.9	22,300	22,000	21,600	19,800	95
100	71.0	201.5	21,700	21,400	21,000	19,700	100
105	69.5	198.9	21,000	20,800	20,400	19,700	105
110	68.0	196.2	20,500	20,200	19,900	19,600	110
115	66.5	193.3	19,900	19,700	19,400	19,100	115
120	64.9	190.3	19,500	19,200	19,000	18,700	120
125	63.3	187.0	19,000	18,800	18,500	18,300	125
130	61.7	183.6	18,600	18,400	18,100	17,900	130
135	60.1	179.9	18,100	18,000	17,700	17,500	135
140	58.4	176.0	17,800	17,600	17,400	17,200	140
145	56.7	171.8	17,400	17,200	17,000	16,300	145
150	54.9	167.4	17,100	16,900	16,000	15,200	150
155	53.1	162.7	16,600	15,700	14,900	14,200	155
160	51.2	157.7	15,400	14,700	13,900	13,200	160
165	49.2	152.4	14,400	13,700	13,000	12,300	165
170	47.2	146.6	13,400	12,700	12,100	11,400	170
175	45.1	140.4	12,400	11,800	11,200	10,600	175
180	42.9	133.7	11,500	10,900	10,400	9,800	180
185							185
190							190
200							200
210							210

MLC250 S-1



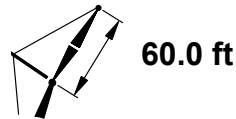
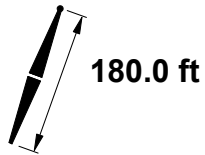
	5°							15°						
	ft	°	ft	lb	lb	lb	lb	°	ft	lb	lb	lb	lb	ft
50	80.0	233.7	37,400	30,700										50
55	78.7	232.6	36,700	30,200										55
60	77.4	231.4	36,100	29,800										60
65	76.1	230.1	35,500	29,400				80.1	230.0	33,100	27,800	24,000		65
70	74.9	228.7	34,900	29,000				77.5	227.2	32,100	27,500	23,800	21,000	70
75	73.5	227.2	34,300	28,500	24,600	21,600		76.1	225.7	31,500	27,200	23,600	20,900	75
80	72.2	225.5	33,600	28,200	24,200	21,300		74.8	224.0	31,100	26,900	23,400	20,700	80
85	70.9	223.7	33,000	27,800	24,000	21,100		73.5	222.2	30,600	26,600	23,300	20,500	85
90	69.6	221.8	32,400	27,400	23,700	20,900		72.1	220.3	30,200	26,200	23,100	20,400	90
95	68.2	219.8	31,800	27,100	23,400	20,700		70.8	218.2	29,800	25,900	22,900	20,300	95
100	66.9	217.6	31,300	26,800	23,200	20,500		69.4	216.0	29,300	25,600	22,600	20,200	100
105	65.5	215.2	30,700	26,400	23,000	20,300		68.0	213.6	29,000	25,300	22,500	20,000	105
110	64.1	212.7	28,800	26,100	22,700	20,100		66.6	211.1	28,000	25,000	22,300	19,900	110
115	62.7	210.1	26,600	24,900	22,500	19,900		65.2	208.5	27,100	24,800	22,100	19,800	115
120	61.3	207.3	24,700	23,100	21,700	19,700		63.8	205.6	25,800	24,300	22,000	19,600	120
125	59.8	204.3	22,900	21,500	20,200	18,900		62.3	202.6	24,000	22,500	21,200	19,500	125
130	58.3	201.2	21,300	20,000	18,800	17,600		60.8	199.5	22,300	21,000	19,700	18,500	130
135	56.8	197.8	19,800	18,600	17,500	16,400		59.3	196.1	20,700	19,500	18,400	17,300	135
140	55.3	194.3	18,400	17,300	16,300	15,300		57.8	192.5	19,300	18,200	17,100	16,100	140
145	53.8	190.6	17,100	16,100	15,100	14,200		56.2	188.8	17,900	16,900	15,900	15,000	145
150	52.2	186.6	15,900	15,000	14,100	13,200		54.6	184.8	16,700	15,700	14,800	14,000	150
155	50.6	182.4	14,800	13,900	13,100	12,300		53.0	180.6	15,500	14,600	13,800	13,000	155
160	48.9	178.0	13,700	12,900	12,200	11,500		51.3	176.1	14,400	13,600	12,800	12,100	160
165	47.2	173.3	12,800	12,000	11,300	10,600		49.5	171.3	13,400	12,600	11,900	11,200	165
170	45.4	168.3	11,800	11,200	10,500	9,900		47.8	166.3	12,400	11,700	11,100	10,400	170
180	41.7	157.3	10,100	9,600	9,000	8,500		44.0	155.1	10,700	10,100	9,500	8,900	180
185	39.8	151.2	9,400	8,800	8,300	7,800		42.0	148.9	9,900	9,300	8,800	8,200	185
190	37.7	144.7	8,600	8,100	7,700	7,200		39.9	142.3	9,100	8,600	8,100	7,600	190
200	33.3	130.0	7,300	6,900	6,400	6,000		35.4	127.3	7,600	7,200	6,800	6,400	200
205	30.8	121.6	6,700	6,300	5,900	5,500		32.9	118.7	7,000	6,600	6,200	5,800	205
210	28.2	112.3	6,100	5,700	5,300	5,000								210
220	22.0	89.7	4,900	4,600	4,300	4,000								220

MLC250 S-1



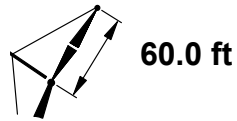
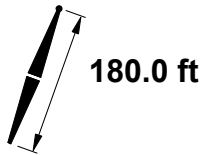
		 25°							
		 149,600 lb + 0 lb							
		 0° 1° 2° 3°							
		ft		lb				ft	
50								50	
55								55	
60								60	
65								65	
70	80.1	223.9	26,500					70	
75	78.8	222.3	25,600	25,300	22,600			75	
80	77.4	220.6	24,800	24,500	22,500	20,100		80	
85	76.1	218.8	24,000	23,800	22,300	19,900		85	
90	74.7	216.8	23,300	23,000	22,200	19,900		90	
95	73.3	214.7	22,600	22,400	21,900	19,800		95	
100	71.9	212.5	22,000	21,800	21,300	19,800		100	
105	70.5	210.1	21,500	21,200	20,800	19,700		105	
110	69.1	207.5	20,900	20,600	20,300	19,600		110	
115	67.7	204.8	20,400	20,100	19,800	19,500		115	
120	66.2	201.9	19,800	19,600	19,300	19,000		120	
125	64.7	198.9	19,400	19,200	18,900	18,600		125	
130	63.2	195.6	19,000	18,800	18,500	18,200		130	
135	61.6	192.2	18,600	18,300	18,100	17,900		135	
140	60.1	188.6	18,100	18,000	17,700	16,900		140	
145	58.5	184.7	17,800	17,600	16,700	15,700		145	
150	56.8	180.6	17,400	16,500	15,500	14,700		150	
155	55.1	176.3	16,200	15,300	14,500	13,600		155	
160	53.4	171.7	15,100	14,200	13,400	12,700		160	
165	51.6	166.8	14,000	13,200	12,500	11,800		165	
170	49.8	161.6	13,000	12,300	11,600	10,900		170	
180	45.9	150.1	11,100	10,500	9,900	9,400		180	
185	43.9	143.7	10,300	9,700	9,200	8,600		185	
190								190	
200								200	
205								205	
210								210	
220								220	

MLC250 S-1



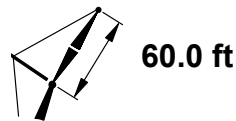
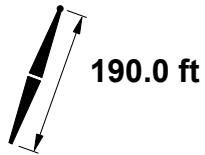
	5°							15°						
	ft	°	ft	lb	lb	lb	lb	°	ft	lb	lb	lb	lb	ft
50	80.4	243.8	37,300											50
55	79.2	242.8	36,700	30,200										55
60	78.0	241.7	36,100	29,700	25,400	22,000								60
65	76.7	240.5	35,500	29,300	25,200	21,900	80.5	240.2	33,100					65
70	75.5	239.1	34,900	28,900	24,800	21,800	79.2	239.0	32,600	27,700				70
75	74.3	237.7	34,400	28,600	24,500	21,500	78.0	237.6	32,100	27,500	23,700	20,900		75
80	73.0	236.1	33,800	28,200	24,300	21,300	76.8	236.2	31,700	27,200	23,500	20,800		80
85	71.7	234.4	33,300	27,900	24,000	21,100	75.5	234.6	31,200	26,900	23,400	20,600		85
90	70.5	232.5	32,700	27,500	23,800	20,900	74.2	232.8	30,800	26,700	23,200	20,500		90
95	69.2	230.6	32,100	27,200	23,500	20,700	72.9	231.0	30,400	26,300	23,100	20,400		95
100	67.9	228.5	31,600	26,900	23,300	20,600	71.6	229.0	29,900	26,000	22,900	20,300		100
105	66.6	226.3	30,700	26,600	23,000	20,400	70.3	226.9	29,500	25,700	22,700	20,100		105
110	65.3	223.9	28,300	26,200	22,800	20,200	69.0	224.7	29,200	25,400	22,500	20,100		110
115	63.9	221.4	26,200	24,400	22,600	20,000	67.7	222.3	28,800	25,200	22,300	19,900		115
120	62.6	218.8	24,200	22,600	21,100	19,700	66.4	219.8	27,500	24,900	22,200	19,800		120
125	61.2	215.9	22,500	21,000	19,600	18,300	65.0	217.1	25,500	23,800	22,000	19,700		125
130	59.8	213.0	20,800	19,500	18,200	17,000	63.6	214.3	23,600	22,100	20,700	19,300		130
135	58.4	209.8	19,300	18,100	16,900	15,800	62.2	211.3	21,900	20,500	19,200	18,000		135
140	57.0	206.5	17,900	16,800	15,700	14,700	60.8	208.1	20,300	19,100	17,900	16,700		140
145	55.5	203.0	16,700	15,600	14,600	13,700	59.3	204.8	18,900	17,700	16,600	15,600		145
150	54.0	199.3	15,500	14,500	13,600	12,700	57.9	201.2	17,500	16,500	15,400	14,500		150
155	52.5	195.4	14,300	13,400	12,600	11,800	56.4	197.5	16,300	15,300	14,400	13,400		155
160	51.0	191.3	13,300	12,500	11,700	10,900	54.8	193.6	15,100	14,200	13,300	12,500		160
170	47.8	182.4	11,400	10,700	10,000	9,300	53.3	189.4	14,000	13,200	12,400	11,600		170
180	44.4	172.3	9,700	9,100	8,500	7,900	50.0	180.4	12,100	11,300	10,600	9,900		180
190	40.8	161.0	8,200	7,700	7,200	6,700	46.6	170.2	10,300	9,700	9,000	8,400		190
195	38.9	154.7	7,500	7,000	6,500	6,100	42.9	158.7	8,700	8,200	7,600	7,100		195
200	36.9	148.0	6,900	6,400	6,000	5,500	41.0	152.3	8,000	7,500	7,000	6,500		200
210	32.5	132.8	5,600	5,200	4,900	4,500	39.0	145.5	7,300	6,800	6,300	5,900		210
215	30.1	124.2	5,100	4,700	4,300	4,000	34.5	130.0	6,000	5,600	5,200	4,800		215
220	27.6	114.7	4,500	4,200			32.1	121.2	5,400	5,000	4,600	4,300		220
225	24.7	103.9	4,000											225

MLC250 S-1



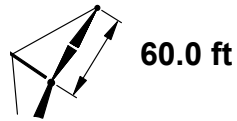
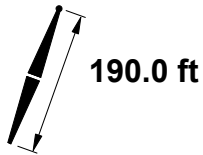
		25°							
		0°							
		1°							
		2°							
		3°							
		0°							
		1°							
		2°							
		3°							
		0°							
		1°							
		2°							
		3°							
ft	°	ft	lb	lb	lb	lb	ft	ft	
50							50		
55							55		
60							60		
65							65		
70	80.6	234.3	26,800				70		
75	79.3	232.8	25,900	25,400			75		
80	78.0	231.1	25,100	24,800	22,400	20,000	80		
85	76.7	229.4	24,400	24,100	22,300	19,900	85		
90	75.4	227.5	23,600	23,400	22,200	19,800	90		
95	74.1	225.5	23,000	22,700	22,000	19,700	95		
100	72.8	223.4	22,400	22,100	21,700	19,700	100		
105	71.4	221.1	21,800	21,500	21,100	19,600	105		
110	70.1	218.7	21,300	21,000	20,600	19,600	110		
115	68.7	216.1	20,800	20,500	20,100	19,500	115		
120	67.3	213.4	20,200	20,000	19,700	19,400	120		
125	65.9	210.5	19,800	19,600	19,200	19,000	125		
130	64.5	207.5	19,400	19,100	18,800	18,600	130		
135	63.0	204.2	18,900	18,700	18,400	17,600	135		
140	61.6	200.8	18,600	18,300	17,500	16,400	140		
145	60.1	197.2	18,100	17,300	16,300	15,300	145		
150	58.5	193.4	17,100	16,100	15,100	14,200	150		
155	57.0	189.4	15,900	14,900	14,000	13,200	155		
160	55.4	185.1	14,700	13,900	13,000	12,200	160		
170	52.0	175.8	12,700	11,900	11,200	10,500	170		
180	48.5	165.4	10,800	10,200	9,500	8,900	180		
190	44.7	153.5	9,100	8,600	8,000	7,500	190		
195	42.7	146.9	8,400	7,800	7,300	6,800	195		
200							200		
210							210		
215							215		
220							220		
225							225		

MLC250 S-1



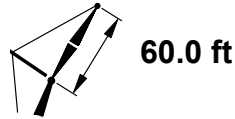
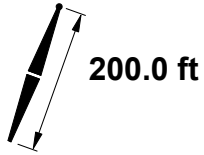
	5°							15°						
	ft	°	ft	lb	lb	lb	lb	°	ft	lb	lb	lb	lb	ft
50	80.8	254.0	37,300											50
55	79.6	253.1	36,700	30,000										55
60	78.5	252.0	36,100	29,700	25,300			80.9	250.5	33,100				60
65	77.3	250.8	35,600	29,300	25,100	21,700		79.7	249.3	32,700	27,700			65
70	76.1	249.5	35,000	29,000	24,800	21,700		78.5	248.0	32,200	27,400	23,700		70
75	74.9	248.1	34,500	28,600	24,500	21,500		77.3	246.6	31,800	27,200	23,500	20,700	75
80	73.7	246.6	33,900	28,200	24,300	21,300		76.1	245.0	31,300	26,900	23,400	20,600	80
85	72.5	245.0	33,500	27,900	24,000	21,100		74.9	243.4	30,900	26,600	23,200	20,400	85
90	71.3	243.2	32,900	27,600	23,700	20,900		73.7	241.6	30,500	26,400	23,000	20,300	90
95	70.1	241.3	32,300	27,200	23,500	20,700		72.4	239.8	30,100	26,100	22,900	20,200	95
100	68.8	239.3	31,800	26,900	23,200	20,500		71.2	237.8	29,700	25,900	22,700	20,100	100
105	67.6	237.2	30,200	26,600	23,000	20,300		69.9	235.6	29,300	25,600	22,500	20,000	105
110	66.3	235.0	27,800	25,800	22,800	20,200		68.7	233.4	29,000	25,300	22,400	19,900	110
115	65.1	232.6	25,600	23,800	22,100	20,000		67.4	231.0	27,000	25,000	22,200	19,800	115
120	63.8	230.1	23,700	22,000	20,400	19,000		66.1	228.4	25,000	23,200	21,600	19,700	120
125	62.5	227.4	21,900	20,400	18,900	17,600		64.8	225.7	23,100	21,500	20,000	18,700	125
130	61.2	224.6	20,300	18,900	17,500	16,300		63.5	222.9	21,400	20,000	18,600	17,300	130
135	59.8	221.6	18,800	17,500	16,200	15,100		62.1	219.9	19,800	18,500	17,200	16,100	135
140	58.5	218.5	17,400	16,200	15,000	14,000		60.8	216.8	18,400	17,100	16,000	14,900	140
145	57.1	215.2	16,100	15,000	13,900	12,900		59.4	213.4	17,000	15,900	14,800	13,800	145
150	55.7	211.7	14,900	13,900	12,900	12,000		58.0	209.9	15,800	14,700	13,700	12,800	150
155	54.3	208.1	13,800	12,800	11,900	11,000		56.5	206.3	14,600	13,600	12,700	11,800	155
160	52.8	204.2	12,700	11,800	11,000	10,200		55.1	202.4	13,500	12,600	11,700	10,900	160
165	51.4	200.2	11,700	10,900	10,100	9,400		53.6	198.3	12,500	11,600	10,800	10,100	165
170	49.9	195.9	10,800	10,100	9,300	8,600		52.1	193.9	11,500	10,700	10,000	9,300	170
180	46.7	186.6	9,100	8,500	7,800	7,200		48.9	184.6	9,800	9,100	8,400	7,800	180
190	43.4	176.2	7,600	7,100	6,500	6,000		45.5	174.0	8,200	7,600	7,000	6,500	190
200	39.9	164.5	6,300	5,800	5,300	4,800		42.0	162.1	6,800	6,200	5,700	5,200	200
205	38.0	158.1	5,700	5,200	4,700	4,300		40.1	155.6	6,100	5,600	5,100	4,700	205
210	36.1	151.1	5,100	4,600	4,200			38.1	148.6	5,500	5,000	4,600	4,100	210
215	34.0	143.7	4,500	4,100				36.0	141.0	4,900	4,400	4,000		215
220								33.7	132.7	4,300				220

MLC250 S-1



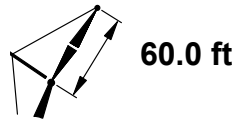
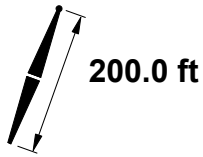
		25°					
		149,600 lb + 0 lb					
ft	°	ft	0° lb	1° lb	2° lb	3° lb	ft
50							50
55							55
60							60
65							65
70	80.9	244.6	27,100				70
75	79.7	243.1	26,200	25,400			75
80	78.5	241.6	25,400	25,200	22,400		80
85	77.3	239.9	24,700	24,400	22,300	19,800	85
90	76.0	238.1	24,000	23,700	22,200	19,800	90
95	74.8	236.2	23,300	23,100	22,100	19,800	95
100	73.5	234.2	22,700	22,500	21,900	19,600	100
105	72.3	232.0	22,100	21,900	21,500	19,600	105
110	71.0	229.7	21,600	21,400	21,000	19,600	110
115	69.7	227.3	21,100	20,800	20,500	19,500	115
120	68.3	224.7	20,600	20,400	20,000	19,500	120
125	67.0	222.0	20,200	19,900	19,600	19,300	125
130	65.7	219.1	19,700	19,500	19,200	18,300	130
135	64.3	216.0	19,300	19,100	18,200	17,000	135
140	62.9	212.8	18,900	18,100	16,900	15,800	140
145	61.5	209.4	17,900	16,800	15,700	14,600	145
150	60.1	205.9	16,600	15,600	14,500	13,600	150
155	58.6	202.1	15,400	14,400	13,500	12,600	155
160	57.1	198.1	14,300	13,300	12,500	11,600	160
165	55.6	193.9	13,200	12,300	11,500	10,700	165
170	54.0	189.5	12,200	11,400	10,600	9,900	170
180	50.8	179.9	10,300	9,600	9,000	8,300	180
190	47.3	169.1	8,700	8,100	7,500	6,900	190
200	43.6	156.8	7,100	6,600	6,100	5,600	200
205							205
210							210
215							215
220							220

MLC250 S-1



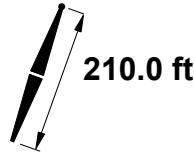
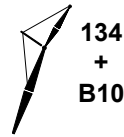
	5°							15°								
	ft	°	ft	0° lb	1° lb	2° lb	3° lb	ft	°	ft	0° lb	1° lb	2° lb	3° lb	ft	
55	80.0	263.2	36,600													55
60	78.9	262.2	36,000	29,600	25,300											60
65	77.8	261.1	35,500	29,200	25,000	21,500		80.1	259.6	32,700						65
70	76.6	259.8	35,000	28,900	24,700	21,500		79.0	258.3	32,300	27,400	23,600				70
75	75.5	258.5	34,500	28,500	24,500	21,400		77.8	257.0	31,800	27,100	23,400	20,600			75
80	74.4	257.0	34,000	28,200	24,200	21,200		76.7	255.5	31,400	26,900	23,200	20,500			80
85	73.2	255.5	33,500	27,800	24,000	21,000		75.5	253.9	31,000	26,600	23,100	20,400			85
90	72.0	253.8	33,100	27,500	23,700	20,800		74.3	252.2	30,600	26,400	23,000	20,300			90
95	70.9	252.0	32,500	27,300	23,500	20,700		73.1	250.4	30,200	26,100	22,800	20,200			95
100	69.7	250.1	32,000	26,900	23,300	20,500		72.0	248.5	29,900	25,900	22,700	20,000			100
105	68.5	248.1	29,700	26,700	23,100	20,300		70.8	246.5	29,500	25,700	22,500	20,000			105
110	67.3	246.0	27,300	25,200	22,900	20,200		69.6	244.3	28,900	25,400	22,400	19,800			110
115	66.1	243.7	25,200	23,300	21,500	19,800		68.3	242.0	26,600	24,600	22,200	19,800			115
120	64.9	241.3	23,200	21,500	19,900	18,300		67.1	239.6	24,600	22,800	21,100	19,500			120
125	63.6	238.7	21,500	19,900	18,400	17,000		65.9	237.1	22,700	21,100	19,500	18,100			125
130	62.4	236.1	19,800	18,300	17,000	15,700		64.6	234.4	21,000	19,500	18,100	16,700			130
135	61.1	233.3	18,300	17,000	15,700	14,500		63.3	231.5	19,400	18,000	16,700	15,500			135
140	59.8	230.3	16,900	15,700	14,500	13,400		62.0	228.6	18,000	16,700	15,500	14,300			140
145	58.5	227.2	15,600	14,500	13,400	12,400		60.7	225.4	16,600	15,400	14,300	13,300			145
150	57.2	223.9	14,400	13,400	12,300	11,400		59.4	222.1	15,400	14,300	13,200	12,200			150
155	55.9	220.5	13,300	12,300	11,400	10,500		58.0	218.6	14,200	13,200	12,200	11,300			155
160	54.5	216.8	12,300	11,300	10,500	9,600		56.7	215.0	13,100	12,200	11,300	10,400			160
165	53.1	213.0	11,300	10,400	9,600	8,800		55.3	211.1	12,100	11,200	10,400	9,500			165
170	51.7	209.0	10,400	9,600	8,800	8,100		53.8	207.1	11,100	10,300	9,500	8,700			170
175	50.3	204.8	9,500	8,800	8,000	7,300		52.4	202.8	10,200	9,400	8,700	8,000			175
180	48.8	200.4	8,700	8,000	7,300	6,700		50.9	198.4	9,400	8,600	7,900	7,300			180
185	47.3	195.7	7,900	7,300	6,600	6,000		49.4	193.6	8,500	7,900	7,200	6,600			185
190	45.7	190.8	7,200	6,600	6,000	5,400		47.8	188.6	7,800	7,200	6,500	6,000			190
200	42.5	180.0	5,800	5,300	4,800	4,300		44.5	177.8	6,400	5,800	5,300	4,800			200
205	40.8	174.2	5,200	4,700	4,200			42.8	171.9	5,700	5,200	4,700	4,200			205
210	39.1	168.0	4,600	4,200				41.0	165.5	5,100	4,600	4,100				210
215	37.2	161.3	4,100					39.2	158.8	4,500	4,000					215

MLC250 S-1



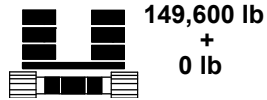
		25°					
		0°					
		1°					
		2°					
		3°					
ft	°	ft	lb	lb	lb	lb	ft
55							55
60							60
65							65
70							70
75	80.2	253.5	26,500				75
80	79.0	252.0	25,700	25,200	22,300		80
85	77.8	250.4	25,000	24,700	22,200	19,800	85
90	76.6	248.7	24,300	24,000	22,100	19,700	90
95	75.4	246.9	23,700	23,400	22,000	19,700	95
100	74.2	244.9	23,100	22,800	21,900	19,600	100
105	73.0	242.9	22,500	22,200	21,800	19,600	105
110	71.8	240.7	21,900	21,700	21,300	19,500	110
115	70.5	238.4	21,500	21,200	20,800	19,400	115
120	69.3	235.9	20,900	20,700	20,300	19,400	120
125	68.0	233.3	20,500	20,200	19,900	19,200	125
130	66.7	230.6	20,000	19,800	19,200	17,800	130
135	65.4	227.7	19,600	19,100	17,800	16,500	135
140	64.1	224.6	19,000	17,700	16,500	15,300	140
145	62.8	221.4	17,600	16,400	15,200	14,100	145
150	61.4	218.1	16,300	15,200	14,100	13,100	150
155	60.1	214.5	15,100	14,000	13,000	12,100	155
160	58.7	210.8	13,900	12,900	12,000	11,100	160
165	57.2	206.9	12,800	11,900	11,100	10,200	165
170	55.8	202.7	11,800	11,000	10,200	9,400	170
175	54.3	198.4	10,900	10,100	9,300	8,600	175
180	52.8	193.8	10,000	9,200	8,500	7,800	180
185	51.2	189.0	9,100	8,400	7,800	7,100	185
190	49.6	183.8	8,300	7,700	7,000	6,400	190
200	46.2	172.7	6,800	6,200	5,700	5,200	200
205	44.4	166.6	6,100	5,600	5,100	4,600	205
210	42.6	160.0	5,400	4,900	4,500	4,000	210
215							215

MLC250 S-1



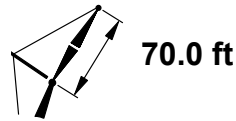
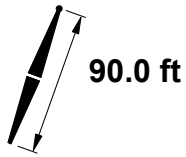
	5°			15°			
	ft	°	ft	lb	ft	lb	
55	80.4	273.4	36,500				55
60	79.3	272.4	36,000				60
65	78.2	271.3	35,500	80.5	269.8	32,700	65
70	77.2	270.2	34,900	79.4	268.6	32,200	70
75	76.1	268.9	34,500	78.3	267.3	31,900	75
80	75.0	267.5	34,000	77.2	265.9	31,500	80
85	73.8	266.0	33,500	76.1	264.4	31,000	85
90	72.7	264.4	33,100	74.9	262.8	30,700	90
95	71.6	262.7	32,700	73.8	261.1	30,300	95
100	70.5	260.8	31,900	72.7	259.2	30,000	100
105	69.3	258.9	29,200	71.5	257.3	29,600	105
110	68.2	256.8	26,900	70.4	255.2	28,400	110
115	67.0	254.7	24,700	69.2	253.0	26,200	115
120	65.9	252.4	22,800	68.0	250.7	24,200	120
125	64.7	250.0	21,000	66.8	248.3	22,300	125
130	63.5	247.4	19,300	65.6	245.7	20,600	130
135	62.3	244.7	17,800	64.4	243.0	19,000	135
140	61.1	241.9	16,400	63.2	240.2	17,500	140
145	59.8	239.0	15,100	62.0	237.2	16,200	145
150	58.6	235.8	13,900	60.7	234.1	14,900	150
155	57.3	232.6	12,800	59.4	230.8	13,800	155
160	56.0	229.2	11,800	58.1	227.3	12,700	160
165	54.7	225.6	10,800	56.8	223.7	11,600	165
170	53.4	221.8	9,900	55.5	219.9	10,700	170
175	52.0	217.8	9,000	54.1	215.9	9,800	175
180	50.7	213.7	8,200	52.7	211.7	8,900	180
185	49.3	209.3	7,400	51.3	207.3	8,100	185
190	47.8	204.7	6,700	49.8	202.7	7,300	190
195	46.3	199.9	6,000	48.3	197.8	6,600	195
200	44.8	194.8	5,300	46.8	192.6	5,900	200
210	41.7	183.8	4,100	43.6	181.5	4,600	210
215				41.9	175.4	4,000	215

MLC250 S-1



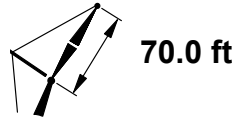
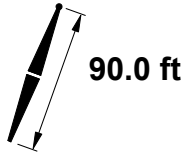
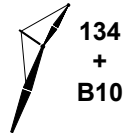
		25°				
		0°				
ft	°	ft	lb	ft		
55				55		
60				60		
65				65		
70				70		
75	80.5	263.8	26,800	75		
80	79.4	262.4	26,000	80		
85	78.3	260.9	25,300	85		
90	77.1	259.2	24,600	90		
95	76.0	257.5	24,000	95		
100	74.8	255.6	23,400	100		
105	73.7	253.7	22,800	105		
110	72.5	251.6	22,200	110		
115	71.3	249.3	21,700	115		
120	70.1	247.0	21,300	120		
125	68.9	244.5	20,800	125		
130	67.7	241.9	20,400	130		
135	66.5	239.2	19,900	135		
140	65.2	236.3	18,600	140		
145	64.0	233.2	17,200	145		
150	62.7	230.1	15,900	150		
155	61.4	226.7	14,700	155		
160	60.1	223.2	13,500	160		
165	58.7	219.5	12,400	165		
170	57.3	215.6	11,400	170		
175	56.0	211.5	10,500	175		
180	54.5	207.3	9,600	180		
185	53.1	202.7	8,700	185		
190	51.6	198.0	7,900	190		
195	50.1	193.0	7,100	195		
200	48.5	187.7	6,400	200		
210	45.2	176.2	5,000	210		
215	43.4	169.9	4,400	215		

MLC250 S-1



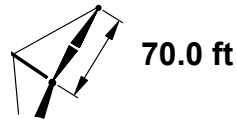
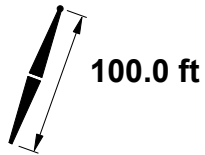
	5°							15°						
	ft	°	ft	0° lb	1° lb	2° lb	3° lb	°	ft	0° lb	1° lb	2° lb	3° lb	ft
40	79.3	164.5	29,500	25,000										40
45	77.5	163.3	29,500	24,800										45
50	75.6	162.0	28,700	24,400	20,000	16,600		80.1	160.8	26,600				50
55	73.8	160.5	27,900	23,700	19,900	16,600		78.2	159.3	25,900	22,300	19,700		55
60	71.9	158.8	27,100	23,100	19,800	16,500		76.3	157.6	25,300	21,800	19,300	16,600	60
65	70.0	156.9	26,300	22,500	19,600	16,400		74.4	155.7	24,600	21,400	18,900	16,600	65
70	68.0	154.8	25,600	22,000	19,400	16,400		72.4	153.6	24,000	20,900	18,500	16,600	70
75	66.0	152.5	24,900	21,500	19,000	16,300		70.4	151.3	23,400	20,500	18,200	16,500	75
80	64.0	150.0	24,200	21,000	18,600	16,200		68.4	148.7	22,900	20,100	17,900	16,200	80
85	62.0	147.3	23,600	20,500	18,200	16,200		66.3	146.0	22,300	19,700	17,600	15,900	85
90	59.9	144.3	23,000	20,100	17,800	16,100		64.2	143.0	21,800	19,300	17,300	15,700	90
95	57.8	141.1	22,400	19,600	17,500	15,800		62.1	139.7	21,300	19,000	17,100	15,400	95
100	55.6	137.6	21,800	19,300	17,200	15,600		59.9	136.2	20,800	18,600	16,800	15,200	100
105	53.4	133.8	21,300	18,800	16,800	15,200		57.6	132.4	20,400	18,300	16,600	15,000	105
110	51.0	129.7	20,700	18,400	16,600	15,000		55.3	128.2	19,700	18,000	16,300	14,800	110
115	48.6	125.2	20,200	18,100	16,200	14,700		52.8	123.7	19,000	17,600	16,000	14,600	115
120	46.1	120.4	19,700	17,700	16,000	14,500		50.3	118.8	18,200	17,400	15,800	14,500	120
125	43.5	115.1	19,300	17,400	15,700	14,300		47.6	113.4	17,500	17,100	15,600	14,300	125
130	40.8	109.2	18,900	17,000	15,400	14,100		44.8	107.4	16,800	16,700	15,400	14,200	130
135	37.8	102.7	18,500	16,700	15,200	13,900		41.9	100.8	16,300	16,100	15,200	14,000	135
140	34.7	95.5	18,100	16,500	15,000	13,800		38.6	93.4	15,700	15,600	15,100	13,800	140
145	31.2	87.3	17,400	16,100	14,800	13,600		35.1	85.0	15,200	15,100	15,000	13,700	145
150	27.4	77.8	16,800	16,000	14,600	13,500		31.1	75.1	14,800	14,700	14,600	13,700	150
155	22.9	66.3	16,200	15,700	14,400	13,300								155

MLC250 S-1



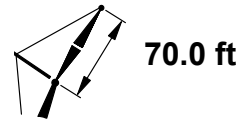
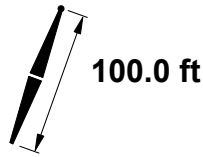
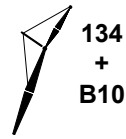
		25°					
		0°					
		1°					
		2°					
		3°					
ft	°	ft	lb	lb	lb	lb	ft
40							40
45							45
50							50
55							55
60	80.9	154.7	23,300				60
65	78.9	152.8	22,800	20,100	17,900		65
70	76.9	150.6	21,900	19,700	17,700	16,000	70
75	74.9	148.3	20,800	19,400	17,400	15,700	75
80	72.8	145.7	19,800	19,100	17,200	15,600	80
85	70.7	142.9	18,900	18,600	17,000	15,400	85
90	68.6	139.8	18,100	17,800	16,700	15,200	90
95	66.4	136.5	17,400	17,100	16,500	15,000	95
100	64.1	132.9	16,700	16,400	16,200	14,900	100
105	61.8	128.9	16,100	15,800	15,600	14,800	105
110	59.4	124.6	15,500	15,300	15,100	14,700	110
115	56.8	120.0	15,000	14,800	14,600	14,400	115
120	54.2	114.9	14,500	14,300	14,200	14,000	120
125	51.5	109.2	14,100	13,900	13,800	13,700	125
130	48.5	103.0	13,700	13,500	13,400	13,300	130
135	45.4	96.1	13,300	13,200	13,100	13,000	135
140	42.0	88.3	13,000	12,900	12,800	12,700	140
145							145
150							150
155							155

MLC250 S-1



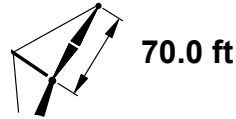
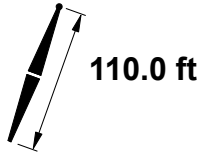
	5°							15°								
			0°								0°					
	ft	°	lb	lb	lb	lb	ft	°	lb	lb	lb	lb	ft			
40	80.0	174.7	29,500	24,900										40		
45	78.2	173.6	29,500	24,800										45		
50	76.5	172.4	29,100	24,600	19,900									50		
55	74.7	170.9	28,200	24,000	19,800	16,500	80.7	171.2	26,800					55		
60	73.0	169.4	27,500	23,400	19,700	16,400	78.9	169.7	26,200	22,400	19,800			60		
65	71.2	167.6	26,700	22,900	19,600	16,300	77.1	168.1	25,600	22,000	19,400	16,600		65		
70	69.4	165.6	26,000	22,300	19,500	16,300	75.3	166.3	24,900	21,600	19,000	16,600		70		
75	67.5	163.5	25,400	21,800	19,300	16,200	73.5	164.4	24,300	21,100	18,700	16,600		75		
80	65.7	161.2	24,700	21,300	18,900	16,200	71.7	162.2	23,800	20,800	18,400	16,600		80		
85	63.8	158.7	24,100	20,900	18,500	16,200	69.8	159.9	23,200	20,300	18,100	16,300		85		
90	61.9	155.9	23,500	20,500	18,100	16,100	67.9	157.3	22,700	20,000	17,800	16,100		90		
95	59.9	153.0	22,900	20,000	17,800	16,100	66.0	154.6	22,200	19,600	17,500	15,900		95		
100	57.9	149.8	22,400	19,600	17,400	15,800	64.0	151.6	21,700	19,300	17,300	15,700		100		
105	55.9	146.3	21,900	19,200	17,100	15,500	62.0	148.4	21,300	18,900	17,000	15,400		105		
110	53.8	142.6	21,300	18,900	16,900	15,300	59.9	144.9	20,800	18,600	16,700	15,200		110		
115	51.6	138.6	20,900	18,500	16,600	15,100	57.8	141.1	20,400	18,200	16,600	15,000		115		
120	49.4	134.2	20,300	18,100	16,300	14,800	55.6	137.0	19,800	18,000	16,300	14,900		120		
125	47.1	129.5	19,900	17,800	16,000	14,600	53.3	132.6	19,100	17,700	16,100	14,600		125		
130	44.6	124.4	19,500	17,500	15,700	14,400	51.0	127.9	18,300	17,400	15,800	14,500		130		
135	42.1	118.8	19,100	17,200	15,600	14,100	48.5	122.7	17,700	17,200	15,700	14,300		135		
140	39.5	112.7	18,700	16,900	15,300	14,000	46.0	117.0	17,100	16,900	15,500	14,200		140		
145	36.6	105.9	18,300	16,600	15,100	13,800	43.2	110.8	16,500	16,400	15,300	14,100		145		
150	33.6	98.4	17,900	16,300	14,900	13,700	40.4	103.9	16,000	15,900	15,100	14,000		150		
155	30.2	89.9	17,300	16,100	14,700	13,500	37.2	96.2	15,500	15,400	15,000	13,800		155		
160	26.5	80.0	16,600	15,800	14,600	13,400	33.8	87.4	15,100	15,000	14,900	13,700		160		
165	22.2	68.1	16,100	15,700	14,400	13,200	30.0	77.2	14,700	14,600	14,500	13,700		165		

MLC250 S-1



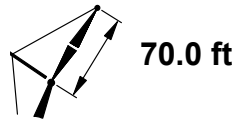
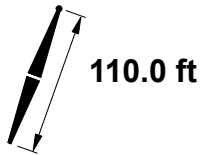
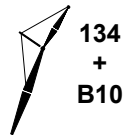
		25°					
		0°					
		1°					
		2°					
		3°					
		lb					
		ft					
		lb					
		ft					
40							40
45							45
50							50
55							55
60							60
65	79.6	163.3	22,900	20,200			65
70	77.8	161.3	22,400	19,900	17,700	16,000	70
75	75.9	159.1	21,400	19,600	17,500	15,800	75
80	74.0	156.7	20,400	19,300	17,300	15,700	80
85	72.0	154.1	19,500	19,000	17,000	15,500	85
90	70.1	151.3	18,700	18,300	16,900	15,300	90
95	68.0	148.3	17,900	17,600	16,700	15,200	95
100	66.0	145.0	17,300	17,000	16,500	15,000	100
105	63.8	141.4	16,600	16,400	16,100	14,900	105
110	61.7	137.5	16,100	15,800	15,600	14,800	110
115	59.4	133.3	15,500	15,300	15,100	14,700	115
120	57.1	128.8	15,000	14,800	14,700	14,500	120
125	54.6	123.9	14,600	14,400	14,200	14,100	125
130	52.1	118.5	14,200	14,000	13,900	13,700	130
135	49.4	112.6	13,800	13,600	13,500	13,400	135
140	46.6	106.1	13,400	13,300	13,200	13,100	140
145	43.6	98.8	13,100	13,000	12,900	12,900	145
150							150
155							155
160							160
165							165

MLC250 S-1



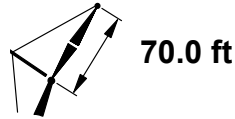
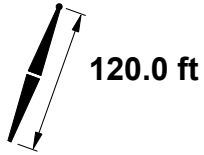
	5°							15°						
	ft	°	ft	0° lb	1° lb	2° lb	3° lb	°	ft	0° lb	1° lb	2° lb	3° lb	ft
40	80.5	184.9	29,500											40
45	78.9	183.9	29,500	24,700	19,800									45
50	77.3	182.7	29,300	24,600	19,800	16,400								50
55	75.6	181.4	28,500	24,200	19,700	16,400	79.6	180.1	26,300	22,600				55
60	74.0	179.9	27,800	23,600	19,600	16,300	77.9	178.6	25,700	22,100	19,500	16,600		60
65	72.3	178.2	27,100	23,100	19,500	16,300	76.2	176.9	25,100	21,700	19,200	16,600		65
70	70.6	176.4	26,400	22,600	19,400	16,300	74.5	175.1	24,600	21,300	18,900	16,500		70
75	68.9	174.4	25,800	22,200	19,400	16,200	72.8	173.1	24,100	20,900	18,600	16,500		75
80	67.1	172.2	25,200	21,700	19,100	16,200	71.0	170.9	23,500	20,600	18,300	16,500		80
85	65.4	169.9	24,600	21,200	18,800	16,100	69.2	168.5	23,100	20,200	18,000	16,300		85
90	63.6	167.3	24,000	20,800	18,400	16,100	67.4	166.0	22,600	19,900	17,700	16,000		90
95	61.8	164.6	23,400	20,400	18,100	16,000	65.6	163.2	22,100	19,500	17,500	15,800		95
100	59.9	161.6	22,800	19,900	17,700	15,900	63.7	160.2	21,600	19,200	17,200	15,600		100
105	58.0	158.5	22,400	19,600	17,400	15,800	61.8	157.0	21,200	18,900	16,900	15,400		105
110	56.1	155.0	21,900	19,300	17,100	15,500	59.9	153.5	20,800	18,600	16,700	15,200		110
115	54.1	151.4	21,300	18,800	16,900	15,200	57.9	149.8	20,400	18,300	16,500	15,000		115
120	52.1	147.4	20,900	18,500	16,600	15,000	55.9	145.8	19,900	18,000	16,300	14,800		120
125	50.0	143.2	20,500	18,200	16,300	14,800	53.7	141.5	19,200	17,700	16,100	14,700		125
130	47.9	138.6	20,000	17,800	16,000	14,600	51.6	136.9	18,500	17,500	15,900	14,500		130
135	45.6	133.6	19,600	17,600	15,800	14,400	49.3	131.9	17,900	17,200	15,700	14,400		135
140	43.3	128.3	19,200	17,300	15,600	14,200	46.9	126.4	17,300	17,000	15,500	14,300		140
145	40.8	122.4	18,900	17,000	15,400	14,100	44.4	120.5	16,800	16,600	15,400	14,200		145
150	38.3	116.1	18,500	16,700	15,100	13,900	41.8	114.0	16,300	16,100	15,200	14,000		150
155	35.5	109.0	18,100	16,500	15,000	13,700	39.0	106.9	15,800	15,600	15,100	13,900		155
160	32.6	101.2	17,000	16,200	14,800	13,600	36.0	98.9	15,400	15,200	15,000	13,800		160
165	29.3	92.4	16,000	15,500	14,600	13,400	32.7	89.8	15,000	14,900	14,800	13,700		165
170	25.7	82.2	15,100	14,700	14,200	13,400								170
175	21.5	69.9	14,200	13,800	13,500	13,100								175

MLC250 S-1



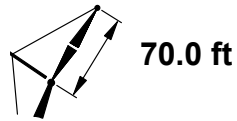
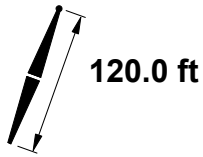
		25°					
		149,600 lb + 0 lb					
ft	°	ft	0° lb	1° lb	2° lb	3° lb	ft
40							40
45							45
50							50
55							55
60							60
65	80.3	173.8	23,100				65
70	78.5	171.9	22,600	20,000	17,800		70
75	76.8	169.9	21,800	19,700	17,600	15,900	75
80	75.0	167.7	20,900	19,400	17,400	15,700	80
85	73.2	165.3	20,000	19,100	17,200	15,600	85
90	71.3	162.6	19,200	18,800	17,000	15,400	90
95	69.5	159.8	18,500	18,100	16,800	15,300	95
100	67.5	156.8	17,800	17,400	16,600	15,100	100
105	65.6	153.5	17,100	16,800	16,400	15,000	105
110	63.6	149.9	16,600	16,300	16,000	14,900	110
115	61.6	146.1	16,000	15,800	15,600	14,700	115
120	59.4	142.0	15,500	15,300	15,100	14,700	120
125	57.3	137.6	15,100	14,900	14,700	14,500	125
130	55.0	132.8	14,600	14,500	14,300	14,100	130
135	52.7	127.6	14,200	14,100	13,900	13,800	135
140	50.2	122.0	13,900	13,700	13,600	13,500	140
145	47.6	115.8	13,500	13,400	13,300	13,200	145
150	44.9	109.0	13,200	13,100	13,000	13,000	150
155	41.9	101.4	13,000	12,900	12,800	12,700	155
160							160
165							165
170							170
175							175

MLC250 S-1



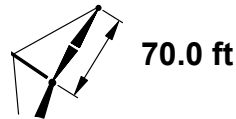
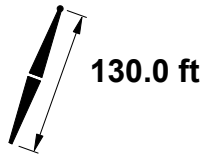
	5°							15°							
			149,600 lb + 0 lb						149,600 lb + 0 lb						
	ft	°	ft	0° lb	1° lb	2° lb	3° lb	ft	°	ft	0° lb	1° lb	2° lb	3° lb	ft
40	81.0	195.1	29,500												40
45	79.5	194.1	29,500	24,600											45
50	77.9	193.0	29,500	24,500	19,700	16,400									50
55	76.4	191.7	28,800	24,300	19,600	16,300	80.1	190.4	26,500						55
60	74.8	190.3	28,100	23,900	19,500	16,300	78.6	189.0	25,900	22,200	19,600				60
65	73.2	188.8	27,500	23,400	19,500	16,200	77.0	187.4	25,400	21,800	19,300	16,500			65
70	71.7	187.0	26,800	22,900	19,400	16,200	75.4	185.7	24,800	21,500	19,000	16,400	16,400		70
75	70.0	185.2	26,200	22,400	19,300	16,100	73.7	183.8	24,300	21,100	18,700	16,400	16,400		75
80	68.4	183.1	25,600	22,000	19,300	16,100	72.1	181.8	23,800	20,800	18,400	16,400	16,400		80
85	66.8	180.9	25,000	21,500	19,000	16,100	70.4	179.6	23,400	20,400	18,100	16,400	16,400		85
90	65.1	178.6	24,400	21,100	18,600	16,100	68.8	177.2	22,900	20,100	17,900	16,100	16,100		90
95	63.4	176.0	23,900	20,600	18,300	16,000	67.0	174.6	22,400	19,800	17,600	15,900	15,900		95
100	61.7	173.2	23,300	20,300	18,000	15,900	65.3	171.8	22,000	19,400	17,400	15,700	15,700		100
105	59.9	170.3	22,800	19,900	17,700	15,900	63.5	168.8	21,600	19,200	17,200	15,500	15,500		105
110	58.1	167.1	22,300	19,500	17,400	15,700	61.7	165.6	21,200	18,800	16,900	15,400	15,400		110
115	56.3	163.7	21,900	19,200	17,200	15,500	59.9	162.2	20,800	18,500	16,700	15,200	15,200		115
120	54.5	160.1	21,400	18,900	16,800	15,300	58.0	158.5	20,400	18,300	16,500	15,000	15,000		120
125	52.6	156.2	20,900	18,600	16,600	15,000	56.1	154.6	20,000	18,000	16,300	14,800	14,800		125
130	50.6	152.1	20,500	18,200	16,300	14,800	54.1	150.4	19,300	17,800	16,100	14,600	14,600		130
135	48.6	147.6	20,100	17,900	16,100	14,700	52.1	145.9	18,700	17,500	15,900	14,500	14,500		135
140	46.5	142.8	19,800	17,600	15,900	14,500	49.9	141.0	18,000	17,300	15,800	14,400	14,400		140
145	44.3	137.6	19,400	17,300	15,700	14,300	47.7	135.8	17,500	17,100	15,500	14,200	14,200		145
150	42.0	132.0	18,800	17,100	15,400	14,000	45.4	130.1	17,000	16,800	15,400	14,100	14,100		150
155	39.7	126.0	17,700	16,800	15,300	13,900	43.0	123.9	16,500	16,300	15,200	14,100	14,100		155
160	37.2	119.3	16,600	16,000	15,000	13,800	40.5	117.2	16,000	15,900	15,100	13,900	13,900		160
165	34.5	112.1	15,600	15,100	14,600	13,600	37.8	109.7	15,600	15,500	15,000	13,800	13,800		165
170	31.6	104.0	14,700	14,200	13,800	13,300	34.8	101.4	15,100	14,600	14,100	13,700	13,700		170
175	28.5	94.8	13,800	13,400	13,000	12,600	31.6	92.0	14,200	13,700	13,300	12,900	12,900		175
180	25.0	84.3	13,000	12,600	12,200	11,900									180
185	20.9	71.6	12,200	11,900	11,500	11,200									185

MLC250 S-1



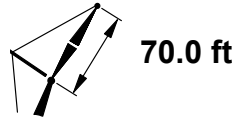
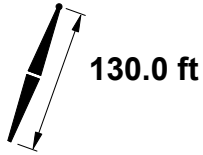
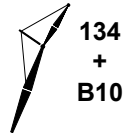
		25°					
		0°					
		1°					
		2°					
		3°					
ft	°	ft	lb	lb	lb	lb	ft
40							40
45							45
50							50
55							55
60							60
65	80.8	184.2	23,200				65
70	79.2	182.5	22,800	20,100			70
75	77.5	180.6	22,300	19,800	17,700	16,000	75
80	75.8	178.5	21,300	19,500	17,500	15,800	80
85	74.2	176.2	20,500	19,200	17,300	15,600	85
90	72.4	173.8	19,700	19,000	17,100	15,500	90
95	70.7	171.1	18,900	18,500	16,900	15,300	95
100	68.9	168.3	18,300	17,900	16,700	15,200	100
105	67.1	165.3	17,600	17,300	16,600	15,100	105
110	65.3	162.0	17,000	16,800	16,400	15,000	110
115	63.4	158.5	16,500	16,200	16,000	14,900	115
120	61.5	154.7	16,000	15,800	15,500	14,800	120
125	59.5	150.7	15,500	15,300	15,100	14,700	125
130	57.4	146.4	15,100	14,900	14,700	14,500	130
135	55.3	141.7	14,700	14,500	14,400	14,200	135
140	53.1	136.7	14,300	14,200	14,000	13,900	140
145	50.9	131.2	14,000	13,800	13,700	13,600	145
150	48.5	125.4	13,700	13,500	13,400	13,300	150
155	46.0	118.9	13,400	13,200	13,100	13,100	155
160	43.3	111.9	13,100	13,000	12,900	12,800	160
165							165
170							170
175							175
180							180
185							185

MLC250 S-1



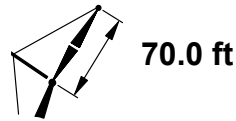
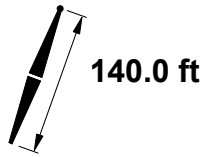
	5°							15°						
			149,600 lb + 0 lb						149,600 lb + 0 lb					
	ft	°	ft	0° lb	1° lb	2° lb	3° lb	°	ft	0° lb	1° lb	2° lb	3° lb	ft
45	80.0	204.3	29,500											45
50	78.6	203.3	29,500	24,400	19,600									50
55	77.1	202.1	29,100	24,200	19,500	16,300		80.6	200.7	26,600				55
60	75.6	200.7	28,400	24,000	19,500	16,200		79.2	199.4	26,100	22,300			60
65	74.1	199.2	27,700	23,500	19,400	16,200		77.7	197.9	25,600	22,000	19,400	16,400	65
70	72.6	197.6	27,100	23,100	19,300	16,100		76.1	196.3	25,100	21,600	19,100	16,400	70
75	71.1	195.9	26,500	22,600	19,200	16,100		74.6	194.5	24,500	21,300	18,800	16,400	75
80	69.6	193.9	25,900	22,200	19,200	16,100		73.1	192.6	24,100	21,000	18,500	16,400	80
85	68.0	191.9	25,300	21,800	19,100	16,000		71.5	190.5	23,600	20,600	18,300	16,400	85
90	66.4	189.6	24,800	21,400	18,800	16,000		69.9	188.2	23,200	20,300	18,000	16,200	90
95	64.8	187.2	24,300	20,900	18,500	15,900		68.3	185.8	22,800	20,000	17,800	16,100	95
100	63.2	184.7	23,700	20,500	18,200	15,900		66.7	183.2	22,300	19,700	17,600	15,900	100
105	61.6	181.9	23,200	20,100	17,900	15,900		65.0	180.4	21,900	19,400	17,300	15,700	105
110	59.9	179.0	22,700	19,800	17,600	15,800		63.4	177.4	21,500	19,100	17,100	15,500	110
115	58.2	175.8	22,300	19,500	17,400	15,700		61.7	174.3	21,100	18,800	16,900	15,400	115
120	56.5	172.4	21,800	19,100	17,100	15,400		59.9	170.9	20,700	18,500	16,700	15,200	120
125	54.8	168.9	21,400	18,800	16,800	15,200		58.1	167.2	20,400	18,300	16,500	15,000	125
130	52.9	165.0	21,000	18,500	16,600	15,100		56.3	163.4	20,100	18,100	16,300	14,800	130
135	51.1	160.9	20,600	18,300	16,300	14,900		54.4	159.2	19,400	17,800	16,200	14,700	135
140	49.2	156.6	20,200	17,900	16,100	14,700		52.5	154.8	18,800	17,600	16,000	14,600	140
145	47.2	151.9	19,500	17,700	15,900	14,500		50.5	150.1	18,200	17,300	15,700	14,500	145
150	45.2	146.9	18,300	17,400	15,700	14,300		48.5	145.0	17,700	17,200	15,600	14,300	150
155	43.1	141.5	17,200	16,500	15,500	14,100		46.3	139.5	17,200	16,900	15,500	14,200	155
160	40.9	135.7	16,200	15,500	14,900	14,000		44.1	133.6	16,700	16,100	15,400	14,100	160
165	38.6	129.4	15,200	14,600	14,000	13,500		41.8	127.2	15,700	15,100	14,500	13,900	165
170	36.2	122.5	14,300	13,700	13,200	12,700		39.3	120.2	14,700	14,200	13,600	13,100	170
175	33.6	115.0	13,400	12,900	12,400	11,900		36.6	112.5	13,800	13,300	12,800	12,300	175
180	30.8	106.6	12,600	12,100	11,700	11,200		33.8	104.0	12,900	12,500	12,000	11,600	180
185	27.7	97.2	11,800	11,400	11,000	10,600		30.6	94.3	12,100	11,700	11,300	10,900	185
190	24.3	86.3	11,000	10,700	10,300	10,000								190
195	20.3	73.3	10,300	10,000	9,700	9,400								195

MLC250 S-1



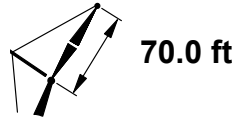
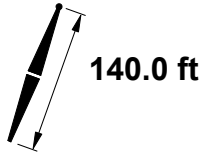
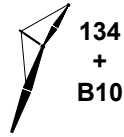
		25°					
		149,600 lb + 0 lb					
ft	°	ft	0° lb	1° lb	2° lb	3° lb	ft
45							45
50							50
55							55
60							60
65							65
70	79.8	193.0	22,900	20,200			70
75	78.2	191.2	22,600	19,900	17,700		75
80	76.6	189.2	21,700	19,600	17,500	15,800	80
85	75.0	187.1	20,900	19,400	17,400	15,700	85
90	73.4	184.8	20,100	19,100	17,200	15,600	90
95	71.8	182.3	19,400	18,900	17,000	15,400	95
100	70.1	179.7	18,700	18,300	16,900	15,300	100
105	68.4	176.8	18,100	17,700	16,700	15,200	105
110	66.7	173.8	17,500	17,200	16,500	15,100	110
115	65.0	170.5	17,000	16,700	16,400	15,000	115
120	63.2	167.1	16,500	16,200	15,900	14,900	120
125	61.4	163.3	16,000	15,700	15,500	14,800	125
130	59.5	159.4	15,500	15,300	15,100	14,600	130
135	57.6	155.1	15,100	14,900	14,700	14,600	135
140	55.6	150.6	14,800	14,600	14,400	14,200	140
145	53.6	145.7	14,400	14,200	14,100	13,900	145
150	51.4	140.4	14,100	13,900	13,800	13,600	150
155	49.2	134.8	13,700	13,600	13,500	13,400	155
160	46.9	128.7	13,500	13,300	13,200	13,100	160
165	44.5	122.0	13,200	13,100	13,000	12,900	165
170	41.9	114.6	13,000	12,900	12,800	12,700	170
175							175
180							180
185							185
190							190
195							195

MLC250 S-1



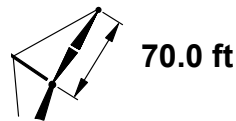
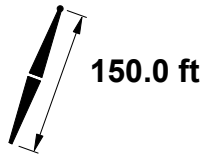
	5°							15°							
			0°								0°				
	ft	°	ft	lb	lb	lb	lb	°	ft	lb	lb	lb	lb	ft	
45	80.5	214.5	29,500											45	
50	79.1	213.5	29,500	24,300										50	
55	77.7	212.4	29,200	24,100	19,400	16,200								55	
60	76.3	211.1	28,600	24,000	19,400	16,200	79.7	209.7	26,200	22,400				60	
65	74.9	209.7	27,900	23,700	19,300	16,100	78.3	208.3	25,700	22,100	19,400			65	
70	73.5	208.2	27,300	23,300	19,200	16,100	76.8	206.8	25,300	21,700	19,200	16,300		70	
75	72.0	206.5	26,700	22,800	19,200	16,000	75.4	205.1	24,800	21,400	18,900	16,300		75	
80	70.6	204.7	26,200	22,400	19,100	16,000	73.9	203.3	24,300	21,100	18,600	16,300		80	
85	69.1	202.7	25,600	22,000	19,000	16,000	72.4	201.3	23,900	20,800	18,400	16,300		85	
90	67.6	200.6	25,100	21,600	19,000	15,900	70.9	199.2	23,400	20,400	18,200	16,300		90	
95	66.1	198.3	24,600	21,200	18,700	15,900	69.4	196.9	23,000	20,100	17,900	16,200		95	
100	64.6	195.9	24,100	20,800	18,400	15,800	67.9	194.4	22,600	19,800	17,700	16,000		100	
105	63.1	193.3	23,600	20,500	18,100	15,800	66.4	191.8	22,200	19,600	17,400	15,800		105	
110	61.5	190.6	23,200	20,100	17,800	15,800	64.8	189.0	21,800	19,300	17,300	15,600		110	
115	59.9	187.6	22,700	19,800	17,500	15,700	63.2	186.1	21,500	19,100	17,000	15,500		115	
120	58.3	184.5	22,300	19,500	17,300	15,600	61.6	182.9	21,100	18,800	16,900	15,300		120	
125	56.7	181.1	21,800	19,100	17,000	15,500	59.9	179.5	20,700	18,500	16,700	15,200		125	
130	55.0	177.6	21,500	18,800	16,900	15,200	58.2	175.9	20,400	18,200	16,500	15,000		130	
135	53.3	173.8	21,000	18,600	16,600	15,000	56.5	172.1	20,200	18,100	16,300	14,800		135	
140	51.6	169.8	20,400	18,300	16,400	14,800	54.7	168.1	19,500	17,800	16,100	14,700		140	
145	49.8	165.5	19,100	18,000	16,200	14,600	52.9	163.7	18,900	17,600	16,000	14,600		145	
150	47.9	160.9	17,900	17,100	15,900	14,400	51.0	159.1	18,300	17,400	15,800	14,500		150	
155	46.0	156.1	16,800	16,000	15,300	14,300	49.1	154.2	17,500	16,700	15,700	14,300		155	
160	44.0	150.9	15,700	15,100	14,400	13,700	47.1	148.9	16,400	15,700	15,000	14,200		160	
165	42.0	145.3	14,800	14,100	13,500	12,900	45.0	143.2	15,400	14,700	14,100	13,500		165	
170	39.8	139.2	13,900	13,300	12,700	12,100	42.9	137.1	14,400	13,800	13,200	12,600		170	
175	37.6	132.7	13,000	12,400	11,900	11,400	40.6	130.5	13,500	12,900	12,400	11,900		175	
180	35.2	125.6	12,200	11,700	11,200	10,700	38.2	123.2	12,600	12,100	11,600	11,100		180	
190	30.0	109.2	10,700	10,200	9,800	9,400	32.8	106.4	11,000	10,600	10,200	9,800		190	
195	27.0	99.5	10,000	9,600	9,200	8,800	29.7	96.4	10,300	9,900	9,500	9,100		195	
200	23.7	88.4	9,300	8,900	8,600	8,300								200	
205	19.8	75.0	8,600	8,300	8,000	7,800								205	

MLC250 S-1



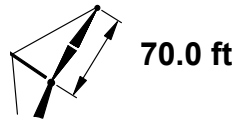
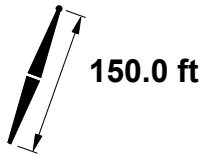
		25°					
		0°	1°	2°	3°		
		lb	lb	lb	lb		
ft	°	ft	lb	lb	lb	lb	ft
45							45
50							50
55							55
60							60
65							65
70	80.3	203.4	23,000	20,000	17,700	15,900	70
75	78.8	201.7	22,700	19,700	17,600	15,700	75
80	77.3	199.8	22,200	19,500	17,400	15,600	80
85	75.8	197.8	21,300	19,300	17,200	15,500	85
90	74.3	195.7	20,500	19,000	17,100	15,400	90
95	72.8	193.3	19,800	18,700	16,900	15,200	95
100	71.2	190.9	19,100	18,100	16,800	15,100	100
105	69.6	188.2	18,500	17,600	16,700	15,000	105
110	68.0	185.3	17,900	17,100	16,500	14,900	110
115	66.4	182.3	17,400	16,600	16,300	14,800	115
120	64.7	179.1	16,900	16,100	15,900	14,700	120
125	63.0	175.6	16,400	15,700	15,500	14,600	125
130	61.3	172.0	16,000	15,300	15,100	14,500	130
135	59.5	168.0	15,600	15,000	14,800	14,400	135
140	57.7	163.9	15,200	14,600	14,400	14,300	140
145	55.9	159.4	14,800	14,300	14,100	14,000	145
150	53.9	154.7	14,500	14,000	13,800	13,700	150
155	51.9	149.6	14,100	13,700	13,600	13,500	155
160	49.9	144.1	13,800	13,400	13,300	13,200	160
165	47.7	138.2	13,600	13,200	13,100	13,000	165
170	45.5	131.9	13,300	13,000	12,800	12,700	170
175	43.1	124.9	13,100	12,800	12,600	12,500	175
180							180
190							190
195							195
200							200
205							205

MLC250 S-1



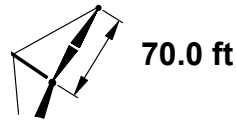
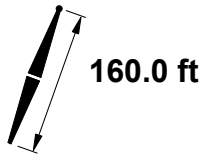
	5°							15°						
	ft	°	ft	lb	lb	lb	lb	°	ft	lb	lb	lb	lb	ft
45	80.9	224.7	29,500											45
50	79.6	223.7	29,500	24,100										50
55	78.3	222.6	29,400	24,000	19,300									55
60	76.9	221.4	28,700	23,900	19,300	16,000	80.2	220.0	26,300					60
65	75.6	220.1	28,100	23,700	19,200	16,000	78.8	218.7	25,900	22,100	19,500			65
70	74.2	218.6	27,600	23,400	19,100	16,000	77.5	217.2	25,400	21,800	19,200	16,200		70
75	72.9	217.0	27,000	23,000	19,000	16,000	76.1	215.6	24,900	21,500	19,000	16,200		75
80	71.5	215.3	26,400	22,500	19,000	15,900	74.7	213.9	24,500	21,200	18,700	16,200		80
85	70.1	213.5	25,900	22,100	18,900	15,800	73.3	212.0	24,100	20,900	18,500	16,200		85
90	68.7	211.5	25,400	21,700	18,900	15,800	71.9	210.0	23,700	20,600	18,200	16,200		90
95	67.3	209.3	24,900	21,400	18,800	15,800	70.5	207.8	23,300	20,300	18,000	16,200		95
100	65.9	207.0	24,400	21,000	18,600	15,700	69.0	205.5	22,900	20,000	17,800	16,000		100
105	64.4	204.6	24,000	20,600	18,300	15,700	67.5	203.1	22,500	19,800	17,600	15,900		105
110	62.9	202.0	23,500	20,300	18,100	15,600	66.1	200.4	22,100	19,500	17,400	15,700		110
115	61.5	199.2	23,100	20,100	17,800	15,600	64.6	197.7	21,700	19,200	17,200	15,500		115
120	59.9	196.3	22,600	19,700	17,500	15,600	63.0	194.7	21,400	19,000	17,000	15,400		120
125	58.4	193.2	22,200	19,400	17,300	15,600	61.5	191.5	21,000	18,800	16,900	15,300		125
130	56.8	189.8	21,800	19,100	17,000	15,400	59.9	188.2	20,800	18,500	16,600	15,100		130
135	55.3	186.3	21,200	18,800	16,800	15,200	58.3	184.6	20,400	18,300	16,400	14,900		135
140	53.6	182.6	19,800	18,500	16,600	15,000	56.7	180.9	20,100	18,100	16,300	14,900		140
145	52.0	178.6	18,500	17,500	16,400	14,800	55.0	176.9	19,400	17,800	16,200	14,700		145
150	50.3	174.4	17,300	16,400	15,600	14,700	53.3	172.6	18,100	17,200	16,000	14,600		150
155	48.5	170.0	16,200	15,400	14,600	13,900	51.5	168.1	17,000	16,100	15,300	14,400		155
160	46.7	165.2	15,100	14,400	13,700	13,000	49.7	163.3	15,900	15,100	14,400	13,600		160
165	44.9	160.1	14,200	13,500	12,800	12,200	47.8	158.2	14,800	14,100	13,400	12,800		165
170	42.9	154.7	13,200	12,600	12,000	11,400	45.9	152.7	13,900	13,200	12,600	12,000		170
180	38.9	142.7	11,600	11,000	10,500	10,000	41.7	140.4	12,100	11,500	11,000	10,500		180
185	36.7	135.9	10,800	10,300	9,800	9,300	39.5	133.6	11,300	10,800	10,300	9,800		185
190	34.4	128.6	10,100	9,600	9,100	8,700	37.1	126.1	10,500	10,000	9,600	9,100		190
200	29.3	111.7	8,700	8,300	7,900	7,600	31.9	108.8	9,000	8,600	8,300	7,900		200
210	23.1	90.3	7,400	7,100	6,800	6,500								210
215	19.3	76.6	6,900	6,600	6,300	6,000								215

MLC250 S-1



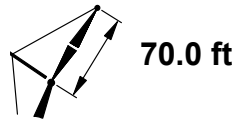
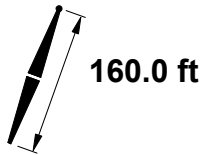
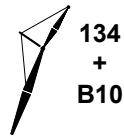
		25°					
		149,600 lb + 0 lb					
ft	°	ft	0° lb	1° lb	2° lb	3° lb	ft
45							45
50							50
55							55
60							60
65							65
70	80.8	213.8	23,100				70
75	79.4	212.2	22,800	20,000			75
80	77.9	210.4	22,400	19,800	17,600	15,900	80
85	76.5	208.5	21,700	19,600	17,500	15,800	85
90	75.1	206.5	20,900	19,400	17,300	15,600	90
95	73.6	204.3	20,200	19,100	17,200	15,500	95
100	72.2	201.9	19,500	18,900	17,000	15,400	100
105	70.7	199.4	18,900	18,500	16,900	15,300	105
110	69.2	196.7	18,300	18,000	16,700	15,200	110
115	67.6	193.9	17,800	17,500	16,600	15,100	115
120	66.1	190.9	17,300	17,000	16,500	15,000	120
125	64.5	187.6	16,800	16,500	16,300	14,900	125
130	62.9	184.2	16,400	16,100	15,900	14,800	130
135	61.2	180.6	16,000	15,700	15,500	14,700	135
140	59.6	176.7	15,600	15,300	15,100	14,700	140
145	57.8	172.6	15,200	15,000	14,800	14,600	145
150	56.1	168.3	14,800	14,700	14,500	14,300	150
155	54.3	163.6	14,500	14,300	14,200	14,000	155
160	52.4	158.7	14,200	14,100	13,900	13,800	160
165	50.4	153.4	13,900	13,800	13,600	13,400	165
170	48.4	147.7	13,600	13,500	13,100	12,500	170
180	44.1	135.0	12,600	12,000	11,400	10,900	180
185	41.8	127.8	11,700	11,200	10,700	10,200	185
190							190
200							200
210							210
215							215

MLC250 S-1



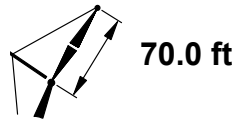
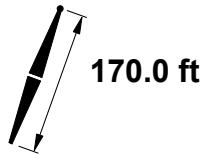
	5°							15°						
	ft	°	ft	0° lb	1° lb	2° lb	3° lb	°	ft	0° lb	1° lb	2° lb	3° lb	ft
50	80.1	233.9	29,500											50
55	78.8	232.9	29,500	23,800	19,200									55
60	77.5	231.7	28,900	23,800	19,200	16,000		80.6	230.3	26,400				60
65	76.2	230.5	28,300	23,600	19,100	15,900		79.3	229.0	25,900	22,200			65
70	74.9	229.1	27,800	23,500	19,000	15,900		78.0	227.6	25,500	21,900	19,200		70
75	73.6	227.5	27,200	23,100	19,000	15,800		76.7	226.1	25,100	21,500	19,000	16,100	75
80	72.3	225.9	26,700	22,700	18,900	15,800		75.4	224.4	24,600	21,200	18,800	16,100	80
85	71.0	224.1	26,100	22,300	18,900	15,800		74.1	222.7	24,300	21,000	18,500	16,100	85
90	69.7	222.2	25,600	21,900	18,800	15,700		72.7	220.8	23,900	20,700	18,300	16,100	90
95	68.3	220.2	25,200	21,600	18,800	15,700		71.4	218.7	23,400	20,400	18,100	16,100	95
100	67.0	218.0	24,700	21,300	18,600	15,700		70.0	216.5	23,100	20,200	17,900	16,100	100
105	65.6	215.7	24,300	20,900	18,400	15,600		68.6	214.2	22,700	19,900	17,700	16,000	105
110	64.2	213.3	23,800	20,600	18,200	15,600		67.2	211.7	22,300	19,700	17,500	15,800	110
115	62.8	210.7	23,400	20,300	18,000	15,600		65.8	209.1	22,000	19,400	17,300	15,700	115
120	61.4	207.9	22,900	19,900	17,700	15,500		64.4	206.3	21,700	19,200	17,100	15,500	120
125	59.9	204.9	22,500	19,600	17,400	15,500		62.9	203.3	21,300	18,900	17,000	15,300	125
130	58.5	201.8	22,200	19,300	17,200	15,400		61.4	200.2	21,000	18,700	16,800	15,200	130
135	57.0	198.5	20,700	19,000	16,900	15,300		59.9	196.9	20,700	18,500	16,600	15,100	135
140	55.5	195.0	19,300	18,300	16,800	15,100		58.4	193.3	20,300	18,200	16,400	14,900	140
145	53.9	191.3	18,100	17,100	16,100	15,000		56.8	189.6	19,000	18,000	16,200	14,800	145
150	52.3	187.4	16,900	15,900	15,100	14,200		55.2	185.7	17,700	16,800	15,900	14,700	150
155	50.7	183.3	15,700	14,900	14,100	13,300		53.6	181.5	16,600	15,700	14,900	14,000	155
160	49.1	178.9	14,700	13,900	13,200	12,400		51.9	177.1	15,500	14,700	13,900	13,100	160
165	47.4	174.3	13,700	13,000	12,300	11,600		50.2	172.4	14,500	13,700	13,000	12,300	165
170	45.6	169.3	12,800	12,100	11,500	10,800		48.4	167.4	13,500	12,800	12,100	11,500	170
180	41.9	158.5	11,100	10,500	10,000	9,400		44.7	156.4	11,700	11,100	10,500	10,000	180
190	38.0	146.0	9,600	9,100	8,600	8,200		40.7	143.7	10,100	9,600	9,100	8,600	190
195	35.8	139.1	8,900	8,500	8,000	7,600		38.5	136.7	9,400	8,900	8,500	8,000	195
200	33.6	131.6	8,300	7,900	7,400	7,000		36.2	129.0	8,700	8,300	7,800	7,400	200
210	28.6	114.2	7,100	6,700	6,300	6,000		31.1	111.2	7,400	7,000	6,600	6,300	210
220	22.6	92.2	5,900	5,600	5,300	5,000								220
225	18.8	78.1	5,400	5,100	4,900	4,600								225

MLC250 S-1



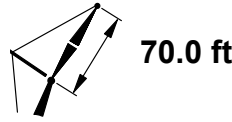
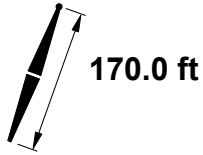
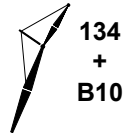
		25°					
		149,600 lb + 0 lb					
ft	°	ft	0° lb	1° lb	2° lb	3° lb	ft
50							50
55							55
60							60
65							65
70							70
75	79.8	222.6	22,900	20,000			75
80	78.5	220.9	22,600	19,900	17,600		80
85	77.2	219.1	22,000	19,600	17,500	15,800	85
90	75.8	217.2	21,300	19,400	17,300	15,700	90
95	74.4	215.1	20,600	19,200	17,200	15,600	95
100	73.0	212.9	19,900	19,000	17,100	15,400	100
105	71.6	210.5	19,300	18,800	16,900	15,300	105
110	70.2	208.0	18,700	18,400	16,800	15,200	110
115	68.7	205.3	18,200	17,800	16,700	15,200	115
120	67.3	202.4	17,700	17,400	16,600	15,000	120
125	65.8	199.4	17,200	16,900	16,400	14,900	125
130	64.3	196.2	16,800	16,500	16,200	14,900	130
135	62.7	192.8	16,300	16,100	15,800	14,800	135
140	61.2	189.2	15,900	15,700	15,500	14,700	140
145	59.6	185.4	15,600	15,300	15,100	14,700	145
150	57.9	181.4	15,200	15,000	14,800	14,600	150
155	56.3	177.1	14,900	14,700	14,500	14,300	155
160	54.5	172.5	14,600	14,400	14,200	13,800	160
165	52.8	167.7	14,300	14,100	13,600	12,900	165
170	51.0	162.5	14,000	13,400	12,700	12,100	170
180	47.1	151.2	12,300	11,600	11,100	10,500	180
190	42.9	138.0	10,600	10,000	9,500	9,000	190
195	40.6	130.6	9,800	9,300	8,800	8,400	195
200							200
210							210
220							220
225							225

MLC250 S-1



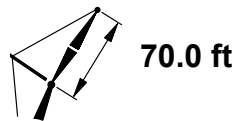
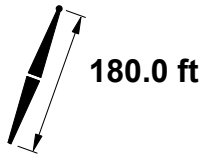
	5°							15°						
			149,600 lb + 0 lb						149,600 lb + 0 lb					
	ft	°	ft	0° lb	1° lb	2° lb	3° lb	°	ft	0° lb	1° lb	2° lb	3° lb	ft
50	80.5	244.1	29,500											50
55	79.3	243.1	29,500	23,700										55
60	78.1	242.0	29,000	23,600	19,000			81.0	240.5	26,400				60
65	76.8	240.8	28,500	23,500	19,000	15,800		79.8	239.3	26,000	22,200			65
70	75.6	239.5	27,900	23,400	18,900	15,800		78.5	238.0	25,600	21,900	19,200		70
75	74.4	238.0	27,300	23,200	18,800	15,800		77.3	236.5	25,200	21,600	19,100	16,000	75
80	73.1	236.4	26,900	22,800	18,800	15,700		76.0	235.0	24,800	21,300	18,900	16,000	80
85	71.8	234.8	26,400	22,500	18,700	15,700		74.8	233.3	24,400	21,100	18,600	16,000	85
90	70.6	233.0	25,800	22,100	18,700	15,700		73.5	231.5	24,000	20,800	18,400	16,000	90
95	69.3	231.0	25,400	21,700	18,600	15,600		72.2	229.5	23,700	20,500	18,200	16,000	95
100	68.0	229.0	24,900	21,400	18,600	15,600		70.9	227.4	23,300	20,300	18,000	16,000	100
105	66.7	226.8	24,500	21,000	18,500	15,500		69.6	225.2	22,900	20,000	17,800	16,000	105
110	65.4	224.4	24,100	20,800	18,300	15,500		68.3	222.9	22,600	19,800	17,600	15,800	110
115	64.0	221.9	23,700	20,400	18,000	15,400		66.9	220.4	22,200	19,600	17,400	15,800	115
120	62.7	219.3	23,300	20,100	17,900	15,400		65.6	217.7	21,900	19,400	17,200	15,600	120
125	61.3	216.5	22,800	19,800	17,600	15,400		64.2	214.9	21,600	19,100	17,100	15,500	125
130	59.9	213.6	21,700	19,600	17,300	15,400		62.8	212.0	21,300	18,900	16,900	15,300	130
135	58.5	210.5	20,200	19,000	17,200	15,400		61.4	208.8	21,000	18,600	16,800	15,200	135
140	57.1	207.2	18,800	17,700	16,600	15,300		59.9	205.5	19,900	18,400	16,600	15,000	140
145	55.7	203.8	17,600	16,500	15,500	14,600		58.5	202.0	18,600	17,500	16,400	14,900	145
150	54.2	200.1	16,400	15,400	14,500	13,600		57.0	198.3	17,300	16,300	15,300	14,400	150
155	52.7	196.2	15,200	14,300	13,500	12,700		55.4	194.4	16,100	15,200	14,300	13,500	155
160	51.1	192.2	14,200	13,400	12,600	11,800		53.9	190.3	15,000	14,200	13,400	12,600	160
165	49.6	187.9	13,200	12,500	11,700	11,000		52.3	186.0	14,000	13,200	12,500	11,700	165
170	47.9	183.3	12,300	11,600	10,900	10,200		50.7	181.4	13,100	12,300	11,600	10,900	170
180	44.6	173.4	10,600	10,000	9,400	8,800		47.3	171.3	11,300	10,600	10,000	9,400	180
190	41.0	162.1	9,100	8,600	8,100	7,600		43.6	159.9	9,700	9,100	8,600	8,100	190
200	37.1	149.3	7,800	7,300	6,900	6,400		39.7	146.9	8,300	7,800	7,300	6,900	200
210	32.8	134.4	6,600	6,200	5,800	5,400		35.3	131.7	7,000	6,600	6,100	5,800	210
220	27.9	116.6	5,500	5,100	4,800	4,400		30.3	113.5	5,800	5,400	5,100	4,700	220
225	25.2	106.1	4,900	4,600	4,300	4,000								225
230	22.1	94.1	4,400	4,100										230

MLC250 S-1



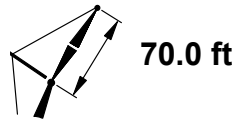
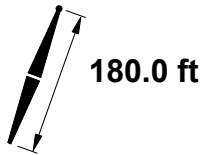
		25°					
		0°					
		1°					
		2°					
		3°					
ft	°	ft	lb	lb	lb	lb	ft
50							50
55							55
60							60
65							65
70							70
75	80.3	233.0	22,900	19,900			75
80	79.0	231.4	22,600	19,700			80
85	77.7	229.7	22,300	19,700	17,500	15,800	85
90	76.4	227.8	21,600	19,500	17,400	15,700	90
95	75.1	225.8	20,900	19,300	17,300	15,600	95
100	73.8	223.7	20,300	19,100	17,100	15,500	100
105	72.5	221.5	19,700	18,900	17,000	15,400	105
110	71.1	219.1	19,100	18,700	16,900	15,300	110
115	69.7	216.5	18,600	18,200	16,800	15,200	115
120	68.4	213.9	18,100	17,700	16,600	15,100	120
125	67.0	211.0	17,600	17,300	16,600	15,000	125
130	65.5	208.0	17,100	16,800	16,400	14,900	130
135	64.1	204.8	16,700	16,400	16,200	14,900	135
140	62.6	201.4	16,300	16,000	15,800	14,800	140
145	61.1	197.8	15,900	15,700	15,500	14,700	145
150	59.6	194.1	15,600	15,300	15,100	14,600	150
155	58.0	190.1	15,200	15,000	14,800	14,300	155
160	56.4	185.9	14,900	14,700	14,100	13,300	160
165	54.8	181.4	14,600	14,000	13,200	12,400	165
170	53.1	176.7	13,800	13,000	12,300	11,600	170
180	49.6	166.3	11,900	11,200	10,600	10,000	180
190	45.9	154.6	10,200	9,600	9,100	8,500	190
200	41.8	141.0	8,700	8,200	7,700	7,200	200
210							210
220							220
225							225
230							230

MLC250 S-1



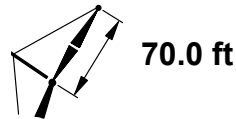
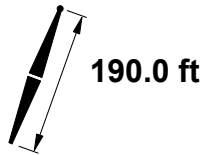
	5°							15°						
	ft	°	ft	0° lb	1° lb	2° lb	3° lb	°	ft	0° lb	1° lb	2° lb	3° lb	ft
50	80.9	254.2	29,500											50
55	79.7	253.3	29,500	23,500										55
60	78.5	252.2	29,100	23,400	18,900									60
65	77.4	251.1	28,600	23,400	18,800	15,700		80.2	249.6	26,000				65
70	76.2	249.8	28,000	23,300	18,800	15,700		79.0	248.3	25,700	21,900			70
75	75.0	248.4	27,500	23,100	18,700	15,600	77.8	246.9	25,300	21,700	19,000	15,900		75
80	73.8	246.9	27,000	22,900	18,700	15,600	76.6	245.4	24,900	21,400	18,900	15,900		80
85	72.6	245.3	26,500	22,500	18,600	15,600	75.4	243.8	24,600	21,100	18,700	15,900		85
90	71.4	243.6	26,100	22,200	18,600	15,500	74.2	242.1	24,200	20,900	18,400	15,900		90
95	70.2	241.8	25,600	21,900	18,500	15,500	73.0	240.2	23,800	20,600	18,200	15,900		95
100	68.9	239.8	25,200	21,500	18,400	15,500	71.7	238.2	23,500	20,400	18,100	15,900		100
105	67.7	237.7	24,700	21,200	18,400	15,400	70.5	236.1	23,100	20,100	17,900	15,900		105
110	66.4	235.5	24,300	20,900	18,400	15,400	69.2	233.9	22,800	19,900	17,700	15,900		110
115	65.2	233.1	23,900	20,600	18,200	15,400	67.9	231.5	22,500	19,700	17,500	15,800		115
120	63.9	230.6	23,500	20,300	17,900	15,300	66.6	229.0	22,100	19,500	17,400	15,600		120
125	62.6	228.0	22,900	20,000	17,800	15,300	65.3	226.3	21,800	19,300	17,100	15,500		125
130	61.3	225.2	21,300	19,800	17,500	15,300	64.0	223.5	21,500	19,000	17,000	15,400		130
135	59.9	222.3	19,800	18,500	17,300	15,300	62.7	220.6	21,000	18,800	16,800	15,200		135
140	58.6	219.2	18,400	17,200	16,100	15,000	61.3	217.5	19,500	18,300	16,600	15,100		140
145	57.2	215.9	17,100	16,000	15,000	14,000	59.9	214.2	18,200	17,000	16,000	14,900		145
150	55.8	212.5	15,900	14,900	13,900	13,000	58.5	210.7	16,900	15,900	14,900	13,900		150
155	54.4	208.8	14,800	13,900	13,000	12,100	57.1	207.1	15,800	14,800	13,800	13,000		155
160	53.0	205.0	13,800	12,900	12,000	11,200	55.6	203.2	14,700	13,800	12,900	12,100		160
170	50.0	196.8	11,900	11,100	10,400	9,700	52.6	194.9	12,700	11,900	11,100	10,400		170
180	46.9	187.6	10,200	9,500	8,900	8,300	49.5	185.6	10,900	10,200	9,600	8,900		180
190	43.6	177.3	8,700	8,100	7,600	7,000	46.2	175.2	9,300	8,700	8,200	7,600		190
200	40.1	165.7	7,400	6,900	6,400	5,900	42.6	163.5	7,900	7,400	6,900	6,400		200
210	36.3	152.5	6,100	5,700	5,300	4,900	38.8	150.1	6,600	6,200	5,700	5,300		210
215	34.3	145.2	5,600	5,200	4,800	4,400	36.7	142.6	6,000	5,600	5,200	4,800		215
220	32.1	137.3	5,000	4,700	4,300		34.5	134.5	5,400	5,000	4,600	4,300		220
225	29.8	128.6	4,500	4,200			32.1	125.6	4,900	4,500	4,100			225
230	27.3	119.0	4,000				29.6	115.7	4,300	4,000				230

MLC250 S-1



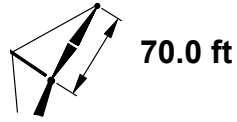
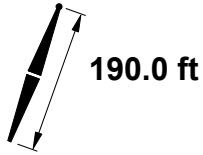
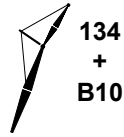
		25°					
		149,600 lb + 0 lb					
ft	°	ft	0° lb	1° lb	2° lb	3° lb	ft
50							50
55							55
60							60
65							65
70							70
75	80.7	243.4	23,000				75
80	79.5	241.8	22,700	19,900			80
85	78.3	240.2	22,400	19,700	17,500		85
90	77.0	238.4	22,000	19,500	17,400	15,700	90
95	75.8	236.5	21,300	19,400	17,200	15,600	95
100	74.5	234.5	20,600	19,200	17,100	15,500	100
105	73.2	232.4	20,000	19,000	17,000	15,400	105
110	72.0	230.1	19,500	18,800	16,900	15,300	110
115	70.7	227.7	18,900	18,500	16,800	15,200	115
120	69.3	225.1	18,400	18,000	16,700	15,100	120
125	68.0	222.4	17,900	17,600	16,600	15,000	125
130	66.7	219.6	17,500	17,200	16,400	14,900	130
135	65.3	216.5	17,100	16,800	16,300	14,900	135
140	63.9	213.4	16,700	16,400	16,100	14,800	140
145	62.5	210.0	16,300	16,000	15,800	14,700	145
150	61.1	206.5	15,900	15,700	15,400	14,700	150
155	59.6	202.7	15,600	15,400	14,700	13,800	155
160	58.1	198.8	15,200	14,600	13,700	12,900	160
170	55.1	190.3	13,400	12,600	11,800	11,100	170
180	51.8	180.7	11,600	10,900	10,200	9,500	180
190	48.4	170.0	9,900	9,300	8,700	8,100	190
200	44.7	157.9	8,400	7,800	7,300	6,800	200
210	40.7	143.9	7,000	6,500	6,100	5,600	210
215							215
220							220
225							225
230							230

MLC250 S-1



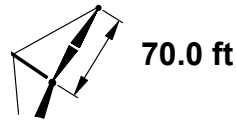
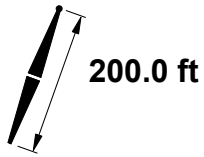
	5°							15°						
			0°						0°					
	ft	°	ft	lb	lb	lb	lb	°	ft	lb	lb	lb	lb	ft
55	80.1	263.5	29,500											55
60	79.0	262.5	29,100	23,200	18,700									60
65	77.9	261.4	28,600	23,100	18,700	15,600		80.6	259.9	26,100				65
70	76.7	260.1	28,100	23,100	18,600	15,500		79.5	258.6	25,800	22,000			70
75	75.6	258.8	27,600	23,000	18,600	15,500		78.3	257.3	25,400	21,700	18,900		75
80	74.4	257.4	27,100	22,900	18,500	15,500		77.2	255.9	25,000	21,500	18,900	15,800	80
85	73.3	255.8	26,600	22,600	18,500	15,500		76.0	254.3	24,700	21,200	18,600	15,800	85
90	72.1	254.2	26,200	22,300	18,400	15,400		74.8	252.7	24,300	20,900	18,500	15,800	90
95	71.0	252.4	25,700	21,900	18,400	15,400		73.6	250.9	24,000	20,700	18,300	15,800	95
100	69.8	250.5	25,400	21,700	18,300	15,400		72.5	249.0	23,600	20,500	18,100	15,800	100
105	68.6	248.5	24,900	21,300	18,200	15,300		71.3	247.0	23,300	20,200	17,900	15,800	105
110	67.4	246.4	24,500	21,100	18,200	15,300		70.1	244.8	23,000	20,000	17,800	15,800	110
115	66.2	244.2	24,100	20,800	18,200	15,300		68.8	242.6	22,700	19,800	17,600	15,800	115
120	65.0	241.8	23,800	20,400	18,000	15,300		67.6	240.2	22,300	19,500	17,400	15,700	120
125	63.7	239.3	22,400	20,100	17,900	15,200		66.4	237.7	22,100	19,400	17,300	15,500	125
130	62.5	236.6	20,700	19,300	17,600	15,200		65.1	235.0	21,700	19,100	17,000	15,400	130
135	61.2	233.9	19,200	17,900	16,600	15,200		63.8	232.2	20,500	18,900	16,900	15,300	135
140	60.0	230.9	17,800	16,600	15,400	14,300		62.6	229.2	19,000	17,700	16,500	15,200	140
145	58.7	227.8	16,500	15,400	14,300	13,300		61.3	226.1	17,700	16,500	15,300	14,300	145
150	57.3	224.6	15,300	14,300	13,300	12,300		59.9	222.8	16,400	15,300	14,300	13,300	150
155	56.0	221.2	14,200	13,200	12,300	11,400		58.6	219.4	15,200	14,200	13,200	12,300	155
160	54.7	217.6	13,200	12,300	11,400	10,500		57.2	215.8	14,100	13,200	12,300	11,400	160
165	53.3	213.8	12,200	11,300	10,500	9,700		55.8	212.0	13,100	12,200	11,400	10,600	165
170	51.9	209.8	11,300	10,500	9,700	9,000		54.4	208.0	12,100	11,300	10,500	9,800	170
175	50.4	205.7	10,400	9,700	8,900	8,300		53.0	203.8	11,200	10,500	9,700	9,000	175
180	49.0	201.3	9,600	8,900	8,200	7,600		51.5	199.3	10,400	9,600	8,900	8,300	180
190	45.9	191.8	8,100	7,500	6,900	6,300		48.4	189.7	8,800	8,200	7,500	7,000	190
200	42.7	181.2	6,800	6,200	5,700	5,200		45.1	179.0	7,400	6,800	6,300	5,700	200
210	39.3	169.2	5,500	5,100	4,600	4,200		41.7	166.9	6,100	5,600	5,100	4,600	210
215	37.5	162.7	5,000	4,500	4,100			39.8	160.2	5,500	5,000	4,600	4,100	215
220	35.6	155.7	4,400	4,000				37.9	153.1	4,900	4,500	4,000		220
225								35.9	145.4	4,300				225

MLC250 S-1



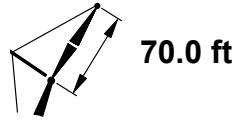
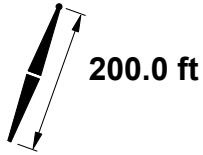
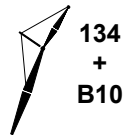
		25°					
		149,600 lb + 0 lb					
ft	°	ft	0° lb	1° lb	2° lb	3° lb	ft
55							55
60							60
65							65
70							70
75							75
80	79.9	252.2	22,800	19,900			80
85	78.7	250.6	22,500	19,700	17,500		85
90	77.6	249.0	22,200	19,500	17,400	15,700	90
95	76.4	247.2	21,600	19,400	17,300	15,600	95
100	75.2	245.2	21,000	19,200	17,100	15,500	100
105	73.9	243.2	20,400	19,000	17,000	15,400	105
110	72.7	241.0	19,800	18,900	16,900	15,300	110
115	71.5	238.7	19,300	18,700	16,800	15,200	115
120	70.2	236.3	18,700	18,400	16,700	15,200	120
125	69.0	233.7	18,300	17,900	16,600	15,100	125
130	67.7	231.0	17,800	17,500	16,500	15,000	130
135	66.4	228.1	17,400	17,100	16,400	14,900	135
140	65.1	225.1	17,000	16,700	16,300	14,900	140
145	63.8	222.0	16,600	16,300	16,100	14,800	145
150	62.4	218.6	16,200	16,000	15,200	14,200	150
155	61.0	215.1	15,900	15,200	14,200	13,200	155
160	59.6	211.4	15,100	14,100	13,100	12,300	160
165	58.2	207.5	14,000	13,100	12,200	11,400	165
170	56.8	203.4	13,000	12,100	11,300	10,500	170
175	55.3	199.1	12,000	11,200	10,400	9,700	175
180	53.8	194.6	11,100	10,300	9,600	8,900	180
190	50.6	184.7	9,400	8,800	8,100	7,500	190
200	47.2	173.6	7,900	7,300	6,800	6,200	200
210	43.7	161.1	6,500	6,000	5,500	5,100	210
215	41.7	154.2	5,900	5,400	4,900	4,500	215
220							220
225							225

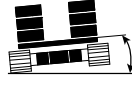
MLC250 S-1



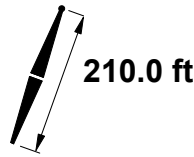
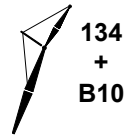
	5°							15°						
	ft	°	ft	0° lb	1° lb	2° lb	3° lb	°	ft	0° lb	1° lb	2° lb	3° lb	ft
55	80.5	273.7	29,500											55
60	79.4	272.7	29,200	23,000										60
65	78.3	271.6	28,700	23,000	18,500			81.0	270.1	26,100				65
70	77.2	270.4	28,200	22,900	18,500	15,400		79.9	268.9	25,800	22,000			70
75	76.1	269.2	27,700	22,800	18,400	15,400		78.8	267.7	25,400	21,700	18,700		75
80	75.0	267.8	27,200	22,700	18,400	15,400		77.6	266.3	25,100	21,400	18,700	15,700	80
85	73.9	266.3	26,800	22,600	18,300	15,300		76.5	264.8	24,700	21,200	18,700	15,700	85
90	72.8	264.7	26,300	22,400	18,300	15,300		75.4	263.2	24,400	20,900	18,500	15,700	90
95	71.7	263.0	25,900	22,000	18,300	15,300		74.3	261.5	24,100	20,700	18,300	15,700	95
100	70.6	261.2	25,500	21,700	18,200	15,200		73.2	259.7	23,700	20,500	18,100	15,700	100
105	69.4	259.3	25,100	21,400	18,100	15,200		72.0	257.7	23,400	20,300	18,000	15,700	105
110	68.3	257.3	24,700	21,100	18,100	15,200		70.9	255.7	23,100	20,100	17,800	15,700	110
115	67.1	255.1	24,400	20,900	18,000	15,200		69.7	253.5	22,800	19,800	17,600	15,700	115
120	66.0	252.9	23,700	20,600	18,000	15,200		68.5	251.2	22,500	19,700	17,500	15,700	120
125	64.8	250.5	21,900	20,300	17,900	15,100		67.3	248.8	22,200	19,400	17,300	15,600	125
130	63.6	248.0	20,300	18,700	17,300	15,100		66.1	246.3	21,700	19,300	17,100	15,500	130
135	62.4	245.3	18,800	17,400	16,000	14,800		64.9	243.6	20,100	18,600	17,000	15,300	135
140	61.2	242.5	17,400	16,100	14,900	13,700		63.7	240.8	18,600	17,300	16,000	14,800	140
145	60.0	239.6	16,100	14,900	13,700	12,700		62.5	237.9	17,300	16,000	14,800	13,700	145
150	58.7	236.5	14,900	13,800	12,700	11,700		61.2	234.8	16,000	14,800	13,800	12,700	150
155	57.4	233.3	13,800	12,700	11,700	10,800		59.9	231.5	14,800	13,800	12,700	11,800	155
160	56.2	229.9	12,700	11,800	10,800	10,000		58.6	228.1	13,700	12,700	11,800	10,900	160
165	54.9	226.3	11,700	10,800	10,000	9,200		57.3	224.5	12,700	11,800	10,900	10,000	165
170	53.5	222.6	10,800	10,000	9,200	8,400		56.0	220.7	11,700	10,900	10,000	9,200	170
180	50.8	214.5	9,100	8,400	7,700	7,000		53.2	212.6	10,000	9,200	8,500	7,800	180
190	48.0	205.7	7,600	7,000	6,400	5,800		50.4	203.7	8,400	7,700	7,100	6,400	190
200	45.0	195.9	6,300	5,700	5,200	4,700		47.4	193.7	7,000	6,400	5,800	5,300	200
205	43.5	190.5	5,700	5,200	4,600	4,100		45.8	188.4	6,300	5,700	5,200	4,700	205
210	41.9	184.9	5,100	4,600	4,100			44.2	182.7	5,700	5,100	4,600	4,200	210
215	40.2	179.0	4,500	4,100				42.5	176.6	5,100	4,600	4,100		215
220	38.5	172.7	4,000					40.8	170.2	4,500	4,000			220
225														225

MLC250 S-1



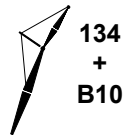
		25°					
							
			0°	1°	2°	3°	
ft	°	ft	lb	lb	lb	lb	ft
55							55
60							60
65							65
70							70
75							75
80	80.3	262.6	22,800				80
85	79.2	261.1	22,600	19,700			85
90	78.0	259.5	22,300	19,600	17,400		90
95	76.9	257.7	21,900	19,400	17,300	15,600	95
100	75.7	255.9	21,200	19,200	17,200	15,400	100
105	74.6	253.9	20,700	19,100	17,100	15,400	105
110	73.4	251.9	20,100	18,900	16,900	15,300	110
115	72.2	249.7	19,600	18,800	16,800	15,200	115
120	71.0	247.3	19,100	18,600	16,700	15,200	120
125	69.8	244.9	18,600	18,200	16,700	15,100	125
130	68.6	242.3	18,100	17,800	16,500	15,000	130
135	67.4	239.6	17,700	17,400	16,400	14,900	135
140	66.1	236.7	17,300	17,000	16,400	14,900	140
145	64.9	233.7	16,900	16,600	15,900	14,800	145
150	63.6	230.6	16,600	15,900	14,800	13,700	150
155	62.3	227.2	15,900	14,800	13,700	12,700	155
160	61.0	223.7	14,700	13,700	12,700	11,800	160
165	59.6	220.1	13,600	12,700	11,800	10,900	165
170	58.3	216.2	12,600	11,700	10,900	10,000	170
180	55.5	207.9	10,700	10,000	9,200	8,500	180
190	52.5	198.8	9,100	8,400	7,700	7,100	190
200	49.5	188.6	7,500	6,900	6,400	5,800	200
205	47.8	183.0	6,800	6,300	5,700	5,200	205
210	46.2	177.2	6,200	5,600	5,100	4,600	210
215	44.4	170.9	5,500	5,000	4,500	4,100	215
220	42.6	164.3	4,900	4,400	4,000		220
225	40.8	157.2	4,300				225

MLC250 S-1



	5°			15°			
	ft	°	ft	lb	ft	lb	
55	80.8	283.8	29,500				55
60	79.8	282.9	29,200				60
65	78.7	281.9	28,700				65
70	77.7	280.7	28,200	80.2	279.2	25,800	70
75	76.6	279.5	27,800	79.2	278.0	25,400	75
80	75.6	278.2	27,300	78.1	276.6	25,100	80
85	74.5	276.8	26,900	77.0	275.2	24,800	85
90	73.5	275.2	26,400	76.0	273.7	24,500	90
95	72.4	273.6	26,000	74.9	272.0	24,200	95
100	71.3	271.9	25,600	73.8	270.3	23,900	100
105	70.2	270.0	25,200	72.7	268.4	23,500	105
110	69.1	268.1	24,800	71.6	266.5	23,200	110
115	68.0	266.0	24,500	70.5	264.4	22,900	115
120	66.9	263.9	23,200	69.3	262.2	22,700	120
125	65.8	261.6	21,400	68.2	259.9	22,400	125
130	64.6	259.2	19,800	67.1	257.5	21,200	130
135	63.5	256.6	18,300	65.9	254.9	19,700	135
140	62.3	254.0	16,900	64.7	252.3	18,200	140
145	61.1	251.2	15,600	63.6	249.5	16,800	145
150	60.0	248.2	14,400	62.4	246.5	15,600	150
155	58.8	245.2	13,300	61.2	243.4	14,400	155
160	57.5	241.9	12,200	59.9	240.2	13,300	160
165	56.3	238.6	11,200	58.7	236.8	12,200	165
170	55.0	235.0	10,300	57.4	233.2	11,300	170
175	53.8	231.3	9,400	56.1	229.5	10,400	175
180	52.5	227.5	8,600	54.8	225.6	9,500	180
185	51.2	223.4	7,900	53.5	221.5	8,700	185
190	49.8	219.1	7,100	52.2	217.2	7,900	190
200	47.0	210.0	5,800	49.3	207.9	6,500	200
210	44.1	199.9	4,600	46.4	197.7	5,200	210
215	42.6	194.4	4,000	44.9	192.1	4,600	215
220				43.3	186.3	4,000	220

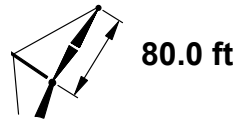
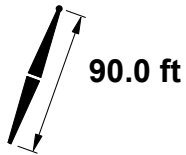
MLC250 S-1



		25°			
				0°	
ft	°	ft	lb	ft	
55				55	
60				60	
65				65	
70				70	
75				75	
80	80.7	272.9	22,800	80	
85	79.6	271.5	22,600	85	
90	78.5	269.9	22,400	90	
95	77.4	268.3	22,100	95	
100	76.3	266.5	21,500	100	
105	75.2	264.6	21,000	105	
110	74.1	262.6	20,400	110	
115	72.9	260.5	19,900	115	
120	71.8	258.3	19,400	120	
125	70.6	256.0	18,900	125	
130	69.5	253.5	18,500	130	
135	68.3	250.9	18,000	135	
140	67.1	248.2	17,600	140	
145	65.9	245.3	17,200	145	
150	64.7	242.3	16,700	150	
155	63.5	239.2	15,500	155	
160	62.2	235.8	14,300	160	
165	61.0	232.4	13,200	165	
170	59.7	228.8	12,200	170	
175	58.4	224.9	11,200	175	
180	57.0	220.9	10,300	180	
185	55.7	216.8	9,500	185	
190	54.3	212.4	8,700	190	
200	51.4	202.9	7,100	200	
210	48.4	192.4	5,800	210	
215	46.8	186.7	5,100	215	
220	45.2	180.6	4,500	220	

REFERENCE ONLY!

MLC250 S-1



	5°							15°						
	ft	°	ft	0° lb	1° lb	2° lb	3° lb	°	ft	0° lb	1° lb	2° lb	3° lb	ft
40	79.5	174.8	24,800	18,900										40
45	77.8	173.7	24,400	18,700										45
50	76.1	172.4	23,900	18,500	15,000	12,400								50
55	74.3	171.0	23,300	18,400	14,800	12,200	80.9	171.4	23,000	18,500				55
60	72.5	169.4	22,800	18,300	14,700	12,200	79.1	169.9	22,400	18,500	14,800	12,300		60
65	70.8	167.6	22,300	18,200	14,600	12,100	77.4	168.3	21,700	18,500				65
70	68.9	165.7	21,800	18,000	14,600	12,100	75.6	166.6	21,100	18,400	14,800	12,300		70
75	67.1	163.6	21,300	17,900	14,400	12,000	73.7	164.6	20,500	17,900	14,800	12,200		75
80	65.3	161.3	20,700	17,700	14,400	12,000	71.9	162.5	20,000	17,500	14,800	12,200		80
85	63.4	158.7	20,100	17,500	14,300	11,900	70.0	160.1	19,400	17,100	14,700	12,200		85
90	61.5	156.0	19,600	17,100	14,300	11,900	68.1	157.6	18,900	16,700	14,600	12,200		90
95	59.5	153.0	19,000	16,600	14,200	11,900	66.2	154.8	18,400	16,300	14,600	12,200		95
100	57.5	149.8	18,400	16,200	14,100	11,800	64.2	151.8	17,900	16,000	14,300	12,200		100
105	55.4	146.4	17,900	15,800	14,000	11,800	62.2	148.6	17,500	15,600	14,100	12,200		105
110	53.3	142.7	17,400	15,500	13,900	11,700	60.1	145.1	17,100	15,300	13,800	12,200		110
115	51.2	138.6	16,900	15,000	13,800	11,700	58.0	141.4	16,700	15,000	13,500	12,200		115
120	49.0	134.3	16,500	14,800	13,600	11,700	55.8	137.3	16,200	14,600	13,300	12,100		120
125	46.6	129.6	16,100	14,400	13,300	11,600	53.6	132.9	15,900	14,300	13,100	12,000		125
130	44.2	124.5	15,600	14,100	13,000	11,600	51.2	128.2	15,500	14,100	12,800	11,700		130
135	41.7	118.9	15,200	13,800	12,700	11,600	48.8	123.0	15,200	13,800	12,600	11,500		135
140	39.0	112.8	14,900	13,500	12,500	11,500	46.2	117.3	14,600	13,500	12,400	11,400		140
145	36.2	106.0	14,500	13,200	12,200	11,200	43.5	111.1	14,100	13,300	12,200	11,200		145
150	33.2	98.5	14,200	12,900	12,000	11,100	40.6	104.2	13,600	13,100	12,000	11,100		150
155	29.8	90.0	13,900	12,600	11,800	10,900	37.5	96.6	13,200	12,900	11,800	11,000		155
160	26.1	80.1	13,600	12,500	11,600	10,700	34.1	87.9	12,800	12,700	11,700	10,800		160
165	21.8	68.3	13,400	12,200	11,400	10,600	30.3	77.7	12,400	12,300	11,600	10,800		165

MLC250 S-1



134
+
B10

149,600 lb
+
0 lb

360°

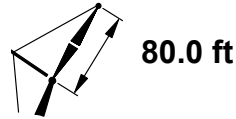
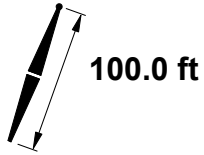
90.0 ft

80.0 ft

25°

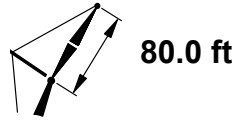
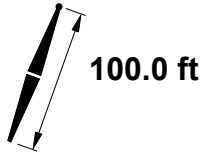
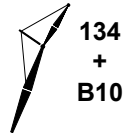
			°				
	ft	°	ft	0° lb	1° lb	2° lb	
40							40
45							45
50							50
55							55
60							60
65	80.5	163.7	19,500				65
70	78.7	161.7	19,000	16,700	14,900		70
75	76.8	159.5	18,500	16,400	14,700	12,300	75
80	74.9	157.1	18,100	16,100	14,500	12,300	80
85	73.0	154.5	17,300	15,800	14,200	12,300	85
90	71.0	151.7	16,500	15,500	13,900	12,300	90
95	69.0	148.7	15,800	15,100	13,800	12,300	95
100	66.9	145.4	15,100	14,800	13,500	12,300	100
105	64.8	141.8	14,500	14,200	13,300	12,200	105
110	62.6	137.9	14,000	13,700	13,100	12,100	110
115	60.4	133.8	13,400	13,200	12,900	11,900	115
120	58.1	129.2	13,000	12,800	12,600	11,700	120
125	55.6	124.3	12,500	12,400	12,200	11,600	125
130	53.1	119.0	12,100	12,000	11,800	11,400	130
135	50.5	113.1	11,700	11,600	11,500	11,300	135
140	47.6	106.6	11,400	11,300	11,200	11,100	140
145	44.6	99.4	11,100	11,000	10,900	10,800	145
150	41.3	91.3	10,800	10,700	10,700	10,600	150
155							155
160							160
165							165

MLC250 S-1



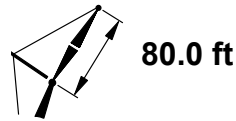
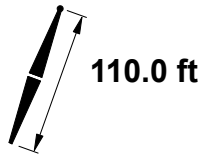
	5°							15°						
			149,600 lb + 0 lb						149,600 lb + 0 lb					
	ft	°	ft	0° lb	1° lb	2° lb	3° lb	°	ft	0° lb	1° lb	2° lb	3° lb	ft
40	80.1	185.0	24,800	18,700	14,900									40
45	78.5	183.9	24,500	18,600	14,900	12,300								45
50	76.9	182.8	24,000	18,400	14,800	12,200	79.8	180.3	22,500	18,500				50
55	75.2	181.4	23,500	18,300	14,700	12,200	78.1	178.8	22,000	18,400	14,800			55
60	73.5	179.9	23,000	18,100	14,600	12,100	76.4	177.1	21,400	18,300	14,800	12,200		60
65	71.9	178.3	22,400	18,000	14,600	12,000	74.7	175.3	20,800	18,100	14,800	12,200		65
70	70.2	176.4	21,900	17,900	14,500	12,000	73.0	173.3	20,300	17,700	14,700	12,200		70
75	68.5	174.5	21,500	17,800	14,400	12,000	71.2	171.1	19,800	17,300	14,700	12,200		75
80	66.7	172.3	21,000	17,700	14,300	11,900	69.5	168.7	19,300	16,900	14,700	12,200		80
85	65.0	169.9	20,500	17,400	14,200	11,900	67.7	166.2	18,800	16,600	14,700	12,200		85
90	63.2	167.4	20,000	17,000	14,200	11,800	65.8	163.4	18,300	16,200	14,600	12,200		90
95	61.4	164.7	19,400	16,600	14,100	11,800	64.0	160.4	17,900	15,900	14,300	12,200		95
100	59.5	161.7	18,900	16,200	14,000	11,700	62.1	157.2	17,400	15,600	14,000	12,100		100
105	57.6	158.5	18,400	15,800	13,900	11,700	60.1	153.8	17,100	15,300	13,700	12,100		105
110	55.7	155.1	17,900	15,500	13,900	11,700	58.1	150.1	16,700	14,900	13,500	12,100		110
115	53.7	151.4	17,500	15,200	13,600	11,700	56.1	146.1	16,200	14,700	13,300	12,100		115
120	51.7	147.5	17,000	14,800	13,300	11,600	54.0	141.8	15,900	14,300	13,100	12,000		120
125	49.6	143.2	16,600	14,500	13,100	11,600	51.8	137.2	15,600	14,100	12,900	11,800		125
130	47.5	138.7	16,200	14,200	12,800	11,500	49.5	132.2	15,200	13,800	12,600	11,600		130
135	45.2	133.7	15,800	13,900	12,600	11,500	47.2	126.7	14,800	13,600	12,400	11,500		135
140	42.9	128.3	15,400	13,600	12,300	11,300	44.7	120.8	14,300	13,400	12,300	11,300		140
145	40.5	122.5	15,100	13,300	12,100	11,100	42.1	114.4	13,800	13,200	12,100	11,100		145
150	37.9	116.2	14,700	13,100	11,900	11,000	39.3	107.2	13,400	13,000	11,900	11,000		150
155	35.1	109.1	14,400	12,800	11,700	10,800	36.3	99.3	13,000	12,800	11,800	10,900		155
160	32.2	101.3	14,100	12,500	11,600	10,700	32.9	90.2	12,600	12,500	11,700	10,800		160
165	29.0	92.5	13,800	12,400	11,400	10,500	29.2	79.7	12,300	12,200	11,600	10,800		165
170	25.3	82.3	13,600	12,200	11,200	10,400								170
175	21.1	70.1	13,400											175

MLC250 S-1



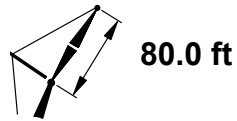
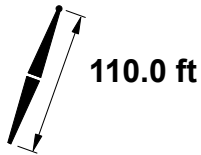
		25°					
		lb				ft	
ft		°		ft		ft	
40						40	
45						45	
50						50	
55						55	
60						60	
65						65	
70	79.4	172.3	19,100	16,800		70	
75	77.6	170.2	18,700	16,500	14,900	75	12,300
80	75.8	168.0	18,300	16,200	14,600	80	12,300
85	74.0	165.6	17,800	15,900	14,300	85	12,300
90	72.2	163.0	17,000	15,600	14,100	90	12,300
95	70.3	160.1	16,300	15,400	13,900	95	12,300
100	68.4	157.1	15,600	15,100	13,700	100	12,300
105	66.5	153.8	15,000	14,700	13,400	105	12,300
110	64.5	150.3	14,400	14,200	13,300	110	12,200
115	62.5	146.5	13,900	13,700	13,100	115	12,000
120	60.4	142.4	13,400	13,200	12,900	120	11,900
125	58.2	138.0	13,000	12,800	12,600	125	11,700
130	55.9	133.2	12,600	12,400	12,200	130	11,600
135	53.6	128.0	12,200	12,000	11,900	135	11,500
140	51.1	122.4	11,800	11,700	11,600	140	11,400
145	48.6	116.3	11,500	11,400	11,300	145	11,200
150	45.8	109.5	11,200	11,100	11,000	150	10,900
155	42.9	102.0	10,900	10,900	10,800	155	10,700
160	39.7	93.5	10,700	10,600	10,600	160	10,500
165						165	
170						170	
175						175	

MLC250 S-1



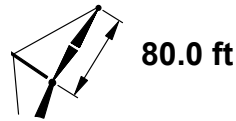
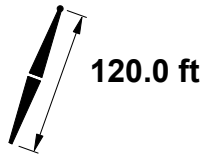
	5°							15°						
	ft	°	ft	0° lb	1° lb	2° lb	3° lb	°	ft	0° lb	1° lb	2° lb	3° lb	ft
40	80.6	195.2	24,800											40
45	79.1	194.2	24,500	18,600										45
50	77.6	193.0	24,000	18,500	14,800	12,300								50
55	76.0	191.8	23,500	18,400	14,700	12,200	80.3	190.6	22,700					55
60	74.4	190.4	23,100	18,200	14,700	12,100	78.7	189.2	22,100	18,400	14,700			60
65	72.9	188.8	22,600	18,100	14,600	12,100	77.2	187.6	21,600	18,300	14,700	12,200		65
70	71.3	187.1	22,100	18,000	14,500	12,000	75.5	185.9	21,100	18,300	14,700	12,200		70
75	69.7	185.2	21,600	17,900	14,400	12,000	73.9	184.0	20,600	17,900	14,700	12,200		75
80	68.0	183.2	21,200	17,700	14,300	11,900	72.3	182.0	20,100	17,600	14,600	12,200		80
85	66.4	181.0	20,700	17,600	14,300	11,900	70.6	179.8	19,600	17,200	14,600	12,100		85
90	64.7	178.6	20,300	17,500	14,200	11,900	69.0	177.4	19,100	16,800	14,600	12,100		90
95	63.0	176.1	19,900	17,400	14,200	11,800	67.2	174.8	18,600	16,500	14,600	12,100		95
100	61.3	173.3	19,400	16,900	14,100	11,800	65.5	172.0	18,200	16,100	14,500	12,100		100
105	59.6	170.4	18,900	16,600	14,000	11,700	63.7	169.1	17,800	15,900	14,200	12,100		105
110	57.8	167.2	18,400	16,200	14,000	11,700	61.9	165.9	17,400	15,500	14,000	12,100		110
115	55.9	163.8	18,000	15,800	13,900	11,600	60.1	162.4	17,000	15,200	13,800	12,100		115
120	54.1	160.2	17,500	15,500	13,900	11,600	58.2	158.8	16,600	15,000	13,500	12,100		120
125	52.2	156.3	17,100	15,100	13,700	11,600	56.3	154.9	16,300	14,700	13,300	12,100		125
130	50.2	152.1	16,700	14,900	13,400	11,600	54.3	150.7	15,900	14,400	13,100	12,000		130
135	48.2	147.7	16,300	14,600	13,200	11,500	52.3	146.1	15,600	14,200	12,800	11,800		135
140	46.1	142.9	15,900	14,200	12,900	11,500	50.2	141.3	15,400	13,900	12,700	11,700		140
145	43.9	137.7	15,500	13,900	12,600	11,500	48.0	136.1	15,000	13,700	12,500	11,500		145
150	41.7	132.1	15,200	13,700	12,400	11,400	45.7	130.4	14,500	13,500	12,300	11,400		150
155	39.3	126.1	14,800	13,400	12,200	11,200	43.3	124.2	14,000	13,300	12,200	11,200		155
160	36.8	119.4	14,500	13,200	12,000	11,000	40.7	117.5	13,600	13,100	12,000	11,100		160
165	34.1	112.2	14,300	13,000	11,800	10,900	38.0	110.1	13,200	12,900	11,900	10,900		165
170	31.3	104.1	14,000	12,700	11,700	10,700	35.1	101.9	12,900	12,700	11,700	10,800		170
175	28.1	95.0	13,700	12,500	11,500	10,600	31.9	92.5	12,500	12,400	11,600	10,800		175
180	24.6	84.4	13,500	12,300	11,300	10,500	28.2	81.6	12,200	12,100	11,600	10,700		180
185	20.5	71.8	12,900	12,100	11,200	10,400								185

MLC250 S-1



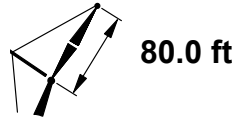
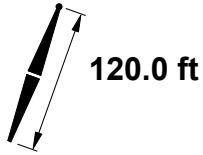
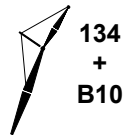
		25°					
		149,600 lb + 0 lb					
ft	°	ft	0° lb	1° lb	2° lb	3° lb	ft
40							40
45							45
50							50
55							55
60							60
65							65
70	80.0	182.8	19,200	16,900			70
75	78.3	180.9	18,900	16,600	14,800		75
80	76.7	178.8	18,500	16,300	14,600	12,300	80
85	75.0	176.5	18,100	16,100	14,500	12,300	85
90	73.3	174.1	17,400	15,800	14,300	12,300	90
95	71.5	171.4	16,700	15,600	14,000	12,300	95
100	69.8	168.6	16,000	15,300	13,900	12,300	100
105	68.0	165.6	15,400	15,000	13,600	12,300	105
110	66.1	162.3	14,900	14,600	13,400	12,300	110
115	64.2	158.8	14,400	14,100	13,300	12,200	115
120	62.3	155.1	13,900	13,600	13,100	12,000	120
125	60.3	151.0	13,400	13,200	12,900	11,900	125
130	58.3	146.7	13,000	12,800	12,600	11,700	130
135	56.2	142.1	12,600	12,500	12,300	11,700	135
140	54.0	137.1	12,300	12,100	12,000	11,500	140
145	51.7	131.7	11,900	11,800	11,700	11,400	145
150	49.4	125.8	11,600	11,500	11,400	11,300	150
155	46.9	119.4	11,300	11,200	11,100	11,000	155
160	44.2	112.3	11,100	11,000	10,900	10,800	160
165	41.3	104.5	10,800	10,700	10,700	10,600	165
170							170
175							175
180							180
185							185

MLC250 S-1



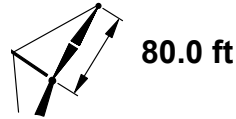
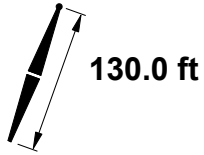
	5°							15°						
	ft	°	ft	0° lb	1° lb	2° lb	3° lb	°	ft	0° lb	1° lb	2° lb	3° lb	ft
45	79.7	204.4	24,500	18,500										45
50	78.2	203.3	24,100	18,500										50
55	76.7	202.1	23,600	18,400	14,800									55
60	75.2	200.8	23,200	18,200	14,600	12,100		80.8	200.9	22,900				60
65	73.7	199.3	22,700	18,100	14,600	12,100		79.3	199.6	22,300	18,300			65
70	72.2	197.7	22,200	18,000	14,500	12,000		77.8	198.1	21,800	18,300	14,700	12,200	70
75	70.7	195.9	21,800	17,900	14,400	12,000		76.3	196.5	21,200	18,200	14,600	12,200	75
80	69.2	194.0	21,300	17,700	14,300	11,900		74.8	194.7	20,800	18,100	14,600	12,200	80
85	67.6	191.9	20,900	17,600	14,200	11,900		73.2	192.8	20,300	17,700	14,600	12,100	85
90	66.1	189.7	20,500	17,500	14,200	11,800		71.7	190.7	19,800	17,400	14,500	12,100	90
95	64.5	187.3	20,100	17,400	14,100	11,800		70.1	188.4	19,400	17,000	14,500	12,100	95
100	62.9	184.7	19,700	17,300	14,100	11,800		68.5	186.0	18,900	16,700	14,500	12,100	100
105	61.2	182.0	19,300	16,900	14,000	11,700		66.9	183.4	18,600	16,400	14,500	12,100	105
110	59.6	179.0	18,800	16,500	13,900	11,700		65.2	180.6	18,100	16,100	14,500	12,100	110
115	57.9	175.9	18,400	16,100	13,900	11,600		63.6	177.7	17,800	15,800	14,200	12,100	115
120	56.2	172.5	18,000	15,800	13,800	11,600		61.8	174.5	17,400	15,500	14,000	12,100	120
125	54.4	168.9	17,500	15,500	13,800	11,600		60.1	171.1	17,000	15,200	13,700	12,100	125
130	52.6	165.1	17,200	15,200	13,700	11,500		58.3	167.5	16,700	14,900	13,500	12,100	130
135	50.7	161.0	16,800	14,900	13,400	11,500		56.5	163.6	16,300	14,700	13,300	12,100	135
140	48.8	156.6	16,400	14,600	13,200	11,500		54.6	159.5	16,000	14,400	13,100	12,000	140
145	46.9	152.0	16,000	14,300	13,000	11,500		52.7	155.1	15,700	14,100	12,900	11,800	145
150	44.9	147.0	15,600	14,000	12,700	11,400		50.7	150.4	15,400	13,900	12,700	11,700	150
155	42.7	141.6	15,300	13,800	12,500	11,400		48.7	145.3	15,100	13,700	12,500	11,500	155
160	40.5	135.8	15,000	13,500	12,300	11,300		46.6	139.8	14,700	13,500	12,400	11,400	160
165	38.2	129.5	14,700	13,300	12,100	11,100		44.3	134.0	14,200	13,300	12,200	11,300	165
170	35.8	122.6	14,400	13,000	11,900	10,900		42.0	127.6	13,800	13,100	12,100	11,100	170
175	33.2	115.1	14,100	12,800	11,800	10,800		39.5	120.6	13,400	13,000	11,900	11,000	175
180	30.4	106.7	13,300	12,600	11,500	10,600		36.9	112.9	13,100	12,800	11,800	10,900	180
185	27.4	97.3	12,600	12,200	11,400	10,500		34.0	104.4	12,700	12,600	11,600	10,800	185
190	24.0	86.5	11,800	11,500	11,100	10,400		30.9	94.7	12,400	12,400	11,600	10,700	190
195	20.0	73.5	11,100	10,800	10,500	10,200								195

MLC250 S-1



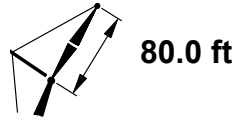
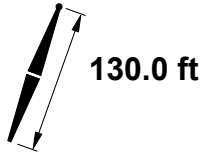
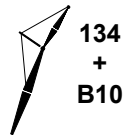
		25°					
		149,600 lb + 0 lb					
ft	°	ft	0° lb	1° lb	2° lb	3° lb	ft
45							45
50							50
55							55
60							60
65							65
70	80.5	193.2	19,400	16,700	14,700	12,300	70
75	79.0	191.4	19,000	16,400	14,700	12,300	75
80	77.4	189.5	18,600	16,400	14,700	12,300	80
85	75.8	187.3	18,200	16,200	14,500	12,300	85
90	74.2	185.1	17,800	15,900	14,400	12,300	90
95	72.6	182.6	17,100	15,700	14,100	12,300	95
100	70.9	179.9	16,500	15,400	14,000	12,300	100
105	69.2	177.1	15,900	15,200	13,800	12,300	105
110	67.5	174.1	15,300	14,900	13,600	12,300	110
115	65.8	170.8	14,800	14,500	13,400	12,300	115
120	64.0	167.4	14,300	14,000	13,200	12,200	120
125	62.2	163.7	13,800	13,600	13,100	12,000	125
130	60.3	159.7	13,400	13,200	12,900	11,900	130
135	58.4	155.5	13,000	12,800	12,700	11,700	135
140	56.4	150.9	12,700	12,500	12,300	11,700	140
145	54.4	146.1	12,300	12,200	12,000	11,500	145
150	52.3	140.8	12,000	11,900	11,700	11,400	150
155	50.1	135.2	11,700	11,600	11,500	11,300	155
160	47.7	129.1	11,400	11,300	11,200	11,100	160
165	45.3	122.4	11,200	11,100	11,000	10,900	165
170	42.7	115.1	10,900	10,800	10,800	10,700	170
175	39.9	107.0	10,700	10,600	10,600	10,500	175
180							180
185							185
190							190
195							195

MLC250 S-1



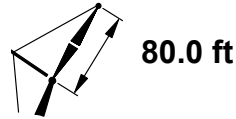
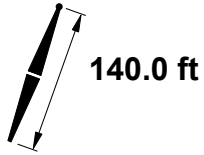
	5°							15°						
	ft	°	ft	0° lb	1° lb	2° lb	3° lb	°	ft	0° lb	1° lb	2° lb	3° lb	ft
45	80.2	214.6	24,300	18,400	14,700									45
50	78.8	213.6	24,000	18,300	14,600									50
55	77.4	212.4	23,600	18,100	14,600	12,100								55
60	76.0	211.1	23,200	18,100	14,600	12,100	79.9	209.9	22,500	18,200				60
65	74.5	209.7	22,700	18,000	14,500	12,000	78.4	208.5	21,900	18,200	14,600			65
70	73.1	208.2	22,300	17,900	14,400	12,000	77.0	207.0	21,400	18,200	14,600	12,100		70
75	71.7	206.5	21,800	17,800	14,400	11,900	75.5	205.3	21,000	18,100	14,600	12,100		75
80	70.2	204.7	21,400	17,700	14,300	11,900	74.1	203.5	20,500	17,900	14,600	12,100		80
85	68.8	202.8	20,900	17,600	14,200	11,800	72.6	201.5	20,100	17,600	14,500	12,000		85
90	67.3	200.7	20,500	17,500	14,100	11,800	71.1	199.4	19,700	17,200	14,500	12,000		90
95	65.8	198.4	20,100	17,400	14,100	11,700	69.6	197.1	19,200	16,900	14,500	12,000		95
100	64.3	196.0	19,700	17,300	14,000	11,700	68.1	194.7	18,800	16,600	14,500	12,000		100
105	62.7	193.4	19,400	17,200	14,000	11,600	66.5	192.0	18,500	16,300	14,500	12,000		105
110	61.2	190.6	19,000	16,800	13,900	11,600	65.0	189.3	18,000	16,000	14,400	12,000		110
115	59.6	187.7	18,600	16,500	13,800	11,600	63.4	186.3	17,700	15,700	14,200	12,000		115
120	58.0	184.5	18,300	16,100	13,800	11,600	61.8	183.1	17,400	15,400	13,900	12,000		120
125	56.3	181.2	18,000	15,800	13,800	11,500	60.1	179.8	17,000	15,200	13,700	12,000		125
130	54.7	177.7	17,500	15,500	13,700	11,500	58.4	176.2	16,700	15,000	13,500	12,000		130
135	53.0	173.9	17,100	15,200	13,600	11,500	56.7	172.4	16,300	14,700	13,300	12,000		135
140	51.2	169.9	16,800	14,900	13,400	11,400	54.9	168.3	16,000	14,400	13,100	12,000		140
145	49.4	165.6	16,400	14,600	13,200	11,400	53.1	164.0	15,700	14,200	12,900	11,800		145
150	47.6	161.0	16,100	14,300	13,000	11,400	51.2	159.4	15,500	14,000	12,700	11,700		150
155	45.7	156.1	15,800	14,100	12,700	11,400	49.3	154.5	15,200	13,800	12,600	11,600		155
160	43.7	150.9	15,400	13,900	12,500	11,400	47.3	149.2	14,800	13,600	12,400	11,400		160
165	41.6	145.3	15,200	13,600	12,300	11,300	45.2	143.5	14,400	13,400	12,300	11,300		165
170	39.5	139.3	14,500	13,400	12,200	11,100	43.1	137.4	14,000	13,200	12,100	11,200		170
175	37.3	132.8	13,700	13,100	12,000	11,000	40.8	130.8	13,700	13,100	12,000	11,100		175
180	34.9	125.7	12,800	12,300	11,800	10,900	38.4	123.6	13,300	12,800	11,900	11,000		180
190	29.7	109.3	11,300	10,900	10,500	10,100	33.1	106.8	11,800	11,300	10,900	10,500		190
195	26.7	99.7	10,700	10,300	9,900	9,500	30.0	96.9	11,000	10,600	10,200	9,900		195
200	23.4	88.5	10,000	9,600	9,300	9,000								200
205	19.5	75.2	9,300	9,000	8,800	8,500								205

MLC250 S-1



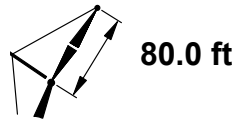
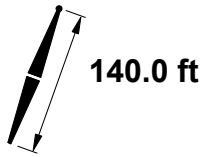
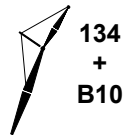
		25°					
		149,600 lb + 0 lb					
ft	°	ft	0°	1°	2°	3°	ft
			lb	lb	lb	lb	
45							45
50							50
55							55
60							60
65							65
70	81.0	203.7	19,400				70
75	79.5	201.9	19,100	16,900			75
80	78.1	200.1	18,700	16,600	14,700		80
85	76.6	198.1	18,400	16,300	14,600	12,300	85
90	75.0	195.9	18,000	16,000	14,400	12,300	90
95	73.5	193.6	17,500	15,800	14,300	12,300	95
100	71.9	191.1	16,900	15,600	14,100	12,300	100
105	70.4	188.5	16,300	15,300	13,900	12,300	105
110	68.8	185.6	15,700	15,100	13,700	12,300	110
115	67.1	182.6	15,200	14,900	13,600	12,300	115
120	65.5	179.4	14,700	14,400	13,300	12,200	120
125	63.8	175.9	14,200	14,000	13,200	12,100	125
130	62.1	172.2	13,800	13,600	13,000	12,000	130
135	60.3	168.3	13,400	13,200	12,900	11,900	135
140	58.5	164.2	13,000	12,900	12,700	11,800	140
145	56.6	159.7	12,700	12,500	12,400	11,600	145
150	54.7	155.0	12,400	12,200	12,100	11,600	150
155	52.7	149.9	12,100	11,900	11,800	11,500	155
160	50.7	144.5	11,800	11,600	11,500	11,400	160
165	48.5	138.6	11,500	11,400	11,300	11,200	165
170	46.3	132.2	11,300	11,200	11,100	11,000	170
175	43.9	125.3	11,000	10,900	10,900	10,800	175
180	41.4	117.8	10,800	10,700	10,700	10,600	180
190							190
195							195
200							200
205							205

MLC250 S-1



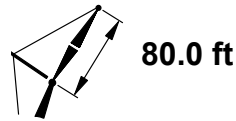
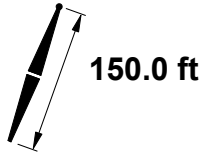
	5°							15°							
			149,600 lb + 0 lb						149,600 lb + 0 lb						
	ft	°	ft	0° lb	1° lb	2° lb	3° lb	°	ft	ft	0° lb	1° lb	2° lb	3° lb	ft
45	80.6	224.7	24,200												45
50	79.3	223.8	24,000	18,400											50
55	78.0	222.7	23,700	18,200	14,600	12,000									55
60	76.6	221.5	23,200	18,100	14,500	12,000	80.3	220.2	22,600						60
65	75.3	220.1	22,800	18,000	14,500	12,000	79.0	218.9	22,100	18,100	14,500				65
70	73.9	218.7	22,300	17,900	14,400	11,900	77.6	217.4	21,600	18,100	14,500	12,100			70
75	72.5	217.1	21,900	17,800	14,300	11,900	76.2	215.8	21,200	18,000	14,500	12,000			75
80	71.2	215.4	21,500	17,700	14,300	11,900	74.9	214.1	20,700	18,000	14,500	12,000			80
85	69.8	213.5	21,100	17,600	14,200	11,800	73.5	212.2	20,300	17,700	14,500	12,000			85
90	68.4	211.5	20,700	17,500	14,100	11,800	72.0	210.2	19,900	17,400	14,500	12,000			90
95	67.0	209.4	20,300	17,400	14,100	11,700	70.6	208.1	19,500	17,100	14,400	12,000			95
100	65.5	207.1	19,900	17,300	14,000	11,700	69.2	205.7	19,100	16,800	14,400	12,000			100
105	64.1	204.7	19,500	17,200	14,000	11,600	67.7	203.3	18,700	16,500	14,400	12,000			105
110	62.6	202.1	19,100	17,100	13,900	11,600	66.2	200.7	18,400	16,200	14,400	12,000			110
115	61.1	199.3	18,800	16,700	13,800	11,600	64.7	197.9	18,000	15,900	14,300	12,000			115
120	59.6	196.3	18,500	16,400	13,800	11,500	63.2	194.9	17,600	15,700	14,100	12,000			120
125	58.1	193.2	18,200	16,100	13,700	11,500	61.7	191.8	17,300	15,400	13,900	12,000			125
130	56.5	189.9	17,900	15,800	13,700	11,500	60.1	188.4	16,900	15,200	13,700	12,000			130
135	54.9	186.4	17,600	15,500	13,600	11,400	58.5	184.9	16,600	14,900	13,500	12,000			135
140	53.3	182.7	17,200	15,200	13,500	11,400	56.9	181.1	16,400	14,700	13,300	12,000			140
145	51.6	178.7	16,900	14,900	13,400	11,400	55.2	177.1	16,000	14,500	13,100	12,000			145
150	49.9	174.5	16,500	14,600	13,200	11,400	53.5	172.9	15,800	14,200	12,900	11,900			150
155	48.2	170.0	16,200	14,400	13,000	11,300	51.7	168.4	15,500	14,000	12,800	11,700			155
160	46.4	165.3	15,800	14,100	12,800	11,300	49.9	163.6	15,200	13,800	12,600	11,600			160
165	44.5	160.2	15,000	13,900	12,600	11,300	48.0	158.4	15,000	13,600	12,500	11,400			165
170	42.6	154.8	14,100	13,500	12,400	11,300	46.1	153.0	14,600	13,400	12,300	11,300			170
180	38.6	142.8	12,400	11,900	11,400	10,900	41.9	140.8	13,000	12,500	11,900	11,100			180
190	34.1	128.7	10,900	10,500	10,000	9,600	37.4	126.5	11,400	10,900	10,500	10,000			190
200	29.0	111.9	9,600	9,200	8,800	8,500	32.1	109.3	10,000	9,600	9,200	8,800			200
205	26.1	101.9	9,000	8,600	8,300	7,900	29.2	99.0	9,300	8,900	8,600	8,200			205
210	22.8	90.5	8,400	8,000	7,700	7,400									210
215	19.0	76.8	7,800	7,500	7,200	7,000									215

MLC250 S-1



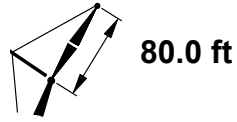
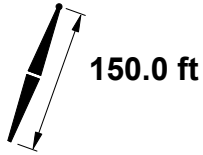
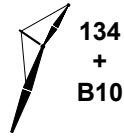
		25°					
		149,600 lb + 0 lb					
ft	°	ft	0° lb	1° lb	2° lb	3° lb	ft
45							45
50							50
55							55
60							60
65							65
70							70
75	80.0	212.4	19,200				75
80	78.6	210.6	18,900	16,600	14,600		80
85	77.2	208.7	18,600	16,400	14,600	12,200	85
90	75.8	206.7	18,200	16,100	14,500	12,200	90
95	74.3	204.5	17,900	15,900	14,300	12,200	95
100	72.9	202.2	17,200	15,700	14,200	12,200	100
105	71.4	199.6	16,600	15,500	14,000	12,200	105
110	69.9	197.0	16,100	15,300	13,800	12,200	110
115	68.3	194.1	15,600	15,100	13,700	12,200	115
120	66.8	191.1	15,100	14,800	13,500	12,200	120
125	65.2	187.9	14,600	14,400	13,300	12,200	125
130	63.6	184.5	14,200	13,900	13,200	12,100	130
135	62.0	180.8	13,800	13,600	13,000	12,000	135
140	60.3	177.0	13,400	13,200	12,900	11,900	140
145	58.6	172.9	13,100	12,900	12,700	11,800	145
150	56.8	168.5	12,700	12,600	12,400	11,700	150
155	55.0	163.9	12,400	12,300	12,100	11,600	155
160	53.1	159.0	12,100	12,000	11,800	11,500	160
165	51.2	153.7	11,800	11,700	11,600	11,400	165
170	49.2	148.0	11,600	11,500	11,400	11,200	170
180	44.9	135.3	11,100	11,000	10,900	10,900	180
190	40.1	120.4	10,700	10,600	10,600	10,400	190
200							200
205							205
210							210
215							215

MLC250 S-1



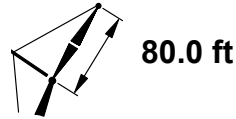
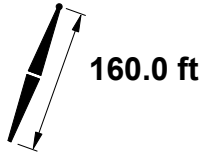
	5°							15°						
	ft	°	ft	lb	lb	lb	lb	°	ft	lb	lb	lb	lb	ft
45	81.0	234.9	24,300											45
50	79.8	234.0	23,900	18,200										50
55	78.5	232.9	23,600	18,100	14,500									55
60	77.2	231.8	23,200	18,100	14,500	12,000	80.8	230.5	22,700					60
65	75.9	230.5	22,800	17,900	14,400	11,900	79.5	229.2	22,300	18,100				65
70	74.6	229.1	22,400	17,800	14,300	11,800	78.2	227.8	21,800	18,100	14,500			70
75	73.3	227.6	22,000	17,800	14,300	11,800	76.9	226.3	21,400	18,000	14,500	12,000		75
80	72.0	226.0	21,600	17,600	14,200	11,800	75.5	224.6	20,900	17,900	14,400	12,000		80
85	70.7	224.2	21,200	17,500	14,100	11,800	74.2	222.9	20,500	17,800	14,400	11,900		85
90	69.4	222.3	20,700	17,400	14,100	11,700	72.9	221.0	20,100	17,600	14,400	11,900		90
95	68.0	220.3	20,400	17,300	14,000	11,700	71.5	218.9	19,700	17,200	14,400	11,900		95
100	66.7	218.1	20,000	17,200	14,000	11,600	70.2	216.7	19,300	17,000	14,400	11,900		100
105	65.3	215.8	19,600	17,100	13,900	11,600	68.8	214.4	19,000	16,600	14,400	11,900		105
110	63.9	213.3	19,300	17,000	13,900	11,600	67.4	211.9	18,600	16,400	14,300	11,900		110
115	62.5	210.7	18,900	17,000	13,800	11,500	66.0	209.3	18,300	16,100	14,300	11,900		115
120	61.1	207.9	18,600	16,700	13,700	11,500	64.5	206.5	17,900	15,900	14,300	11,900		120
125	59.6	205.0	18,300	16,400	13,600	11,500	63.1	203.5	17,500	15,600	14,100	11,900		125
130	58.2	201.9	18,000	16,000	13,600	11,400	61.6	200.4	17,200	15,400	13,900	11,900		130
135	56.7	198.6	17,800	15,800	13,600	11,400	60.1	197.1	17,000	15,100	13,700	11,900		135
140	55.2	195.1	17,400	15,500	13,500	11,400	58.6	193.6	16,600	14,900	13,500	11,900		140
145	53.6	191.4	17,200	15,200	13,500	11,400	57.0	189.8	16,400	14,700	13,300	11,900		145
150	52.0	187.5	16,900	15,000	13,400	11,300	55.4	185.9	16,100	14,400	13,100	11,900		150
160	48.8	179.0	15,400	14,400	13,000	11,300	52.1	177.3	15,600	14,000	12,800	11,700		160
170	45.3	169.4	13,500	12,800	12,100	11,200	48.6	167.6	14,200	13,500	12,500	11,500		170
180	41.6	158.6	11,800	11,200	10,700	10,100	44.9	156.6	12,500	11,900	11,300	10,700		180
190	37.7	146.1	10,300	9,800	9,300	8,900	40.9	144.0	10,900	10,400	9,900	9,400		190
195	35.5	139.2	9,600	9,200	8,700	8,300	38.7	137.0	10,100	9,700	9,200	8,700		195
200	33.3	131.7	9,000	8,500	8,100	7,700	36.4	129.3	9,400	9,000	8,600	8,100		200
210	28.3	114.3	7,800	7,400	7,000	6,700	31.3	111.6	8,100	7,800	7,400	7,000		210
215	25.5	104.1	7,200	6,900	6,500	6,200	28.4	101.1	7,500	7,200	6,800	6,500		215
220	22.3	92.4	6,600	6,300	6,000	5,800								220
225	18.6	78.3	6,100	5,800	5,600	5,300								225

MLC250 S-1



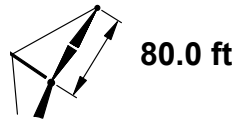
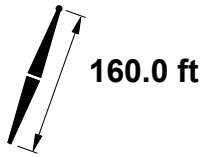
				25°					
				149,600 lb + 0 lb					
				0°	1°	2°	3°		
				lb	lb	lb	lb		
ft	°	ft		lb	lb	lb	lb	ft	
45								45	
50								50	
55								55	
60								60	
65								65	
70								70	
75	80.5	222.8		19,300				75	
80	79.2	221.1		19,000	16,700			80	
85	77.8	219.3		18,700	16,400	14,600	12,100	85	
90	76.5	217.4		18,400	16,200	14,500	12,100	90	
95	75.1	215.3		18,100	16,100	14,400	12,100	95	
100	73.7	213.1		17,600	15,800	14,200	12,100	100	
105	72.3	210.7		17,000	15,600	14,000	12,100	105	
110	70.9	208.2		16,400	15,400	13,900	12,100	110	
115	69.4	205.5		15,900	15,200	13,800	12,100	115	
120	68.0	202.7		15,400	15,000	13,600	12,100	120	
125	66.5	199.6		15,000	14,700	13,400	12,100	125	
130	65.0	196.4		14,600	14,300	13,300	12,100	130	
135	63.4	193.0		14,200	13,900	13,200	12,100	135	
140	61.9	189.5		13,800	13,500	13,000	11,900	140	
145	60.3	185.6		13,400	13,200	12,900	11,900	145	
150	58.6	181.6		13,100	12,900	12,700	11,800	150	
160	55.2	172.8		12,500	12,300	12,100	11,600	160	
170	51.7	162.8		11,900	11,800	11,600	11,400	170	
180	47.8	151.5		11,400	11,300	11,200	11,100	180	
190	43.6	138.4		11,000	10,900	10,300	9,800	190	
195	41.4	131.0		10,600	10,100	9,600	9,200	195	
200								200	
210								210	
215								215	
220								220	
225								225	

MLC250 S-1



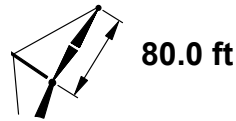
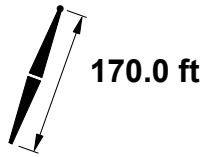
	5°							15°						
			149,600 lb + 0 lb						149,600 lb + 0 lb					
	ft	°	ft	0° lb	1° lb	2° lb	3° lb	°	ft	0° lb	1° lb	2° lb	3° lb	ft
50	80.2	244.1	23,800											50
55	79.0	243.2	23,600	18,000	14,500									55
60	77.8	242.1	23,300	18,000	14,400	11,900								60
65	76.5	240.8	22,900	17,800	14,300	11,900	79.9	239.5	22,400	18,000				65
70	75.3	239.5	22,400	17,800	14,200	11,800	78.7	238.2	21,900	17,900	14,400			70
75	74.0	238.1	22,100	17,700	14,200	11,800	77.4	236.7	21,500	17,900	14,400	11,900		75
80	72.8	236.5	21,600	17,600	14,100	11,700	76.2	235.2	21,100	17,900	14,400	11,900		80
85	71.5	234.8	21,300	17,500	14,100	11,700	74.9	233.5	20,700	17,800	14,300	11,900		85
90	70.3	233.0	20,900	17,300	14,000	11,600	73.6	231.7	20,300	17,700	14,300	11,900		90
95	69.0	231.1	20,500	17,300	14,000	11,600	72.3	229.7	19,900	17,400	14,300	11,900		95
100	67.7	229.0	20,100	17,200	13,900	11,600	71.0	227.6	19,600	17,100	14,300	11,900		100
105	66.4	226.8	19,700	17,100	13,900	11,600	69.7	225.4	19,200	16,800	14,300	11,900		105
110	65.1	224.5	19,400	17,000	13,800	11,500	68.4	223.1	18,900	16,600	14,300	11,900		110
115	63.7	222.0	19,100	16,900	13,700	11,500	67.1	220.6	18,500	16,300	14,300	11,900		115
120	62.4	219.4	18,700	16,800	13,700	11,500	65.7	217.9	18,200	16,000	14,200	11,900		120
125	61.0	216.6	18,400	16,600	13,700	11,400	64.3	215.1	17,900	15,800	14,200	11,900		125
130	59.6	213.7	18,100	16,300	13,600	11,400	62.9	212.2	17,600	15,600	14,000	11,900		130
135	58.2	210.6	17,800	16,000	13,500	11,300	61.5	209.0	17,200	15,300	13,800	11,900		135
140	56.8	207.3	17,500	15,700	13,500	11,300	60.1	205.7	16,900	15,100	13,600	11,900		140
145	55.4	203.8	17,300	15,500	13,400	11,300	58.6	202.3	16,700	14,900	13,500	11,900		145
150	53.9	200.2	17,000	15,200	13,400	11,300	57.1	198.6	16,400	14,700	13,300	11,900		150
155	52.4	196.3	15,900	14,900	13,300	11,300	55.6	194.7	16,100	14,500	13,100	11,900		155
160	50.8	192.2	14,900	14,100	13,300	11,200	54.1	190.6	15,800	14,300	13,000	11,800		160
170	47.6	183.4	13,000	12,300	11,600	10,900	50.8	181.6	13,800	13,100	12,400	11,600		170
180	44.3	173.5	11,400	10,700	10,100	9,600	47.4	171.6	12,100	11,400	10,800	10,200		180
190	40.7	162.2	9,900	9,300	8,800	8,300	43.8	160.2	10,500	9,900	9,400	8,900		190
200	36.8	149.4	8,500	8,100	7,600	7,200	39.9	147.2	9,100	8,600	8,100	7,700		200
205	34.7	142.3	7,900	7,500	7,100	6,700	37.8	140.0	8,400	8,000	7,500	7,100		205
210	32.5	134.6	7,300	6,900	6,500	6,200	35.5	132.1	7,800	7,400	7,000	6,600		210
220	27.7	116.8	6,200	5,900	5,500	5,200	30.5	113.9	6,600	6,200	5,900	5,500		220
230	21.8	94.2	5,200	4,900	4,600	4,400								230
235	18.2	79.9	4,700	4,500	4,200	4,000								235

MLC250 S-1



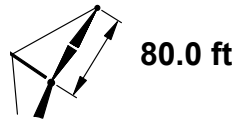
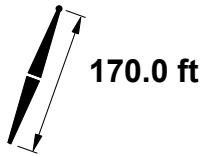
		25°					
		149,600 lb + 0 lb					
ft	°	ft	0° lb	1° lb	2° lb	3° lb	ft
50							50
55							55
60							60
65							65
70							70
75	80.9	233.2	19,400				75
80	79.7	231.6	19,100	16,700			80
85	78.4	229.9	18,800	16,500	14,500		85
90	77.1	228.0	18,500	16,300	14,500	12,100	90
95	75.8	226.0	18,100	16,100	14,500	12,100	95
100	74.4	223.9	17,900	15,900	14,300	12,100	100
105	73.1	221.7	17,300	15,700	14,100	12,100	105
110	71.8	219.3	16,800	15,500	14,000	12,100	110
115	70.4	216.8	16,300	15,300	13,900	12,100	115
120	69.0	214.1	15,800	15,100	13,700	12,100	120
125	67.6	211.2	15,300	14,900	13,500	12,100	125
130	66.2	208.2	14,900	14,600	13,400	12,100	130
135	64.7	205.0	14,500	14,200	13,300	12,100	135
140	63.3	201.6	14,100	13,900	13,100	12,000	140
145	61.8	198.1	13,800	13,500	13,000	11,900	145
150	60.3	194.3	13,400	13,200	12,900	11,900	150
155	58.7	190.3	13,100	12,900	12,700	11,800	155
160	57.1	186.1	12,800	12,600	12,400	11,700	160
170	53.8	176.9	12,200	12,100	11,900	11,500	170
180	50.3	166.6	11,700	11,600	11,500	10,800	180
190	46.5	154.9	11,100	10,500	10,000	9,400	190
200	42.5	141.3	9,600	9,100	8,600	8,100	200
205	40.2	133.7	8,800	8,400	7,900	7,500	205
210							210
220							220
230							230
235							235

MLC250 S-1



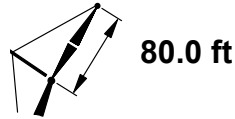
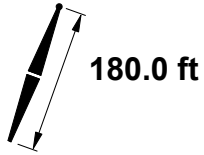
	5°							15°						
	ft	°	ft	0° lb	1° lb	2° lb	3° lb	°	ft	0° lb	1° lb	2° lb	3° lb	ft
50	80.6	254.3	23,700											50
55	79.4	253.4	23,500	17,900										55
60	78.2	252.3	23,200	17,900	14,300									60
65	77.1	251.1	22,800	17,700	14,200	11,800	80.3	249.8	22,500					65
70	75.9	249.9	22,400	17,700	14,200	11,700	79.2	248.5	22,000	17,800				70
75	74.7	248.5	22,000	17,600	14,100	11,700	78.0	247.1	21,600	17,800	14,300	11,800		75
80	73.5	247.0	21,600	17,500	14,000	11,700	76.8	245.6	21,200	17,800	14,300	11,800		80
85	72.3	245.4	21,300	17,400	14,000	11,600	75.5	244.0	20,900	17,700	14,200	11,800		85
90	71.1	243.7	20,900	17,300	13,900	11,600	74.3	242.3	20,500	17,700	14,200	11,800		90
95	69.9	241.8	20,500	17,200	13,900	11,600	73.1	240.4	20,100	17,500	14,200	11,800		95
100	68.6	239.9	20,100	17,100	13,800	11,500	71.9	238.4	19,800	17,200	14,200	11,800		100
105	67.4	237.8	19,800	17,000	13,800	11,500	70.6	236.3	19,400	17,000	14,200	11,800		105
110	66.1	235.5	19,400	17,000	13,700	11,400	69.3	234.1	19,000	16,700	14,200	11,800		110
115	64.9	233.2	19,100	16,800	13,600	11,400	68.1	231.7	18,700	16,400	14,200	11,800		115
120	63.6	230.7	18,800	16,800	13,600	11,400	66.8	229.2	18,400	16,200	14,200	11,800		120
125	62.3	228.0	18,400	16,700	13,600	11,400	65.5	226.6	18,000	16,000	14,200	11,800		125
130	61.0	225.3	18,100	16,500	13,500	11,300	64.2	223.8	17,700	15,700	14,100	11,800		130
135	59.7	222.3	17,800	16,200	13,500	11,300	62.8	220.8	17,500	15,500	13,900	11,800		135
140	58.3	219.2	17,600	16,000	13,400	11,200	61.5	217.7	17,200	15,300	13,800	11,800		140
145	56.9	216.0	17,300	15,700	13,400	11,200	60.1	214.4	16,900	15,100	13,600	11,800		145
150	55.6	212.5	16,500	15,400	13,300	11,200	58.7	210.9	16,600	14,900	13,400	11,800		150
160	52.7	205.1	14,400	13,500	12,700	11,200	55.8	203.4	15,400	14,500	13,100	11,800		160
170	49.7	196.9	12,500	11,800	11,000	10,300	52.8	195.1	13,400	12,600	11,900	11,100		170
180	46.6	187.7	10,800	10,200	9,600	8,900	49.7	185.8	11,600	10,900	10,300	9,700		180
190	43.3	177.4	9,400	8,800	8,200	7,700	46.3	175.5	10,100	9,500	8,900	8,300		190
200	39.8	165.8	8,000	7,500	7,000	6,600	42.8	163.8	8,600	8,100	7,600	7,100		200
210	36.0	152.7	6,800	6,400	6,000	5,600	38.9	150.4	7,300	6,900	6,500	6,000		210
215	34.0	145.3	6,300	5,900	5,500	5,100	36.9	142.9	6,700	6,300	5,900	5,500		215
220	31.8	137.4	5,700	5,300	5,000	4,600	34.7	134.8	6,200	5,800	5,400	5,000		220
225	29.6	128.7	5,200	4,900	4,500	4,200	32.3	126.0	5,600	5,200	4,900	4,500		225
230	27.1	119.1	4,700	4,400	4,100		29.8	116.1	5,100	4,700	4,400	4,100		230
235	24.4	108.4	4,200											235

MLC250 S-1



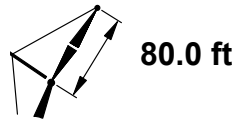
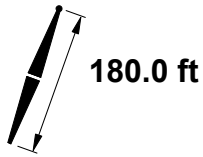
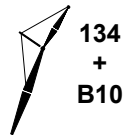
		25°					
		149,600 lb + 0 lb					
ft	°	ft	0° lb	1° lb	2° lb	3° lb	ft
50							50
55							55
60							60
65							65
70							70
75							75
80	80.1	242.0	19,200				80
85	78.9	240.4	18,800	16,600	14,500		85
90	77.6	238.6	18,500	16,400	14,500	12,000	90
95	76.4	236.7	18,300	16,200	14,500	12,000	95
100	75.1	234.7	18,000	16,000	14,400	12,000	100
105	73.8	232.6	17,600	15,800	14,200	12,000	105
110	72.6	230.3	17,100	15,600	14,100	12,000	110
115	71.3	227.9	16,600	15,400	13,900	12,000	115
120	70.0	225.3	16,100	15,200	13,800	12,000	120
125	68.6	222.6	15,700	15,100	13,600	12,000	125
130	67.3	219.8	15,200	14,900	13,500	12,000	130
135	65.9	216.7	14,800	14,500	13,400	12,000	135
140	64.5	213.6	14,400	14,200	13,300	12,000	140
145	63.1	210.2	14,100	13,800	13,200	12,000	145
150	61.7	206.7	13,700	13,500	13,000	11,900	150
160	58.8	199.0	13,100	12,900	12,700	11,800	160
170	55.7	190.5	12,500	12,400	12,200	11,600	170
180	52.5	181.0	12,000	11,700	11,000	10,300	180
190	49.0	170.3	10,700	10,100	9,500	8,900	190
200	45.4	158.2	9,200	8,700	8,100	7,600	200
210	41.4	144.2	7,800	7,300	6,900	6,400	210
215	39.2	136.4	7,100	6,700	6,300	5,900	215
220							220
225							225
230							230
235							235

MLC250 S-1



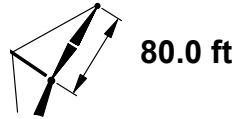
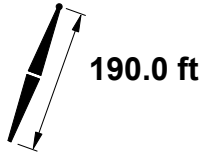
	5°							15°							
	ft	°	ft	0° lb	1° lb	2° lb	3° lb	ft	°	ft	0° lb	1° lb	2° lb	3° lb	ft
50	81.0	264.5	23,700												50
55	79.8	263.6	23,400	17,800											55
60	78.7	262.5	23,100	17,800	14,200										60
65	77.6	261.4	22,800	17,600	14,100	11,800		80.7	260.1	22,500					65
70	76.4	260.2	22,500	17,600	14,100	11,700	79.6	258.8	22,100	17,700					70
75	75.3	258.9	22,100	17,400	14,000	11,600	78.4	257.5	21,700	17,700	14,200				75
80	74.2	257.4	21,700	17,400	14,000	11,600	77.3	256.1	21,300	17,600	14,200	11,800			80
85	73.0	255.9	21,300	17,300	13,900	11,600	76.1	254.5	21,000	17,600	14,200	11,800			85
90	71.8	254.3	20,900	17,200	13,800	11,500	75.0	252.9	20,600	17,600	14,100	11,800			90
95	70.7	252.5	20,600	17,200	13,800	11,500	73.8	251.1	20,200	17,600	14,100	11,700			95
100	69.5	250.6	20,200	17,000	13,800	11,400	72.6	249.2	19,900	17,300	14,100	11,700			100
105	68.3	248.6	19,900	16,900	13,700	11,400	71.4	247.2	19,500	17,100	14,100	11,700			105
110	67.1	246.5	19,500	16,900	13,700	11,400	70.2	245.0	19,300	16,800	14,100	11,700			110
115	65.9	244.2	19,200	16,800	13,600	11,400	69.0	242.8	18,900	16,600	14,100	11,700			115
120	64.7	241.9	18,900	16,700	13,600	11,400	67.8	240.4	18,600	16,300	14,100	11,700			120
125	63.5	239.4	18,600	16,600	13,500	11,300	66.5	237.9	18,300	16,100	14,100	11,700			125
130	62.2	236.7	18,300	16,500	13,500	11,300	65.3	235.2	18,000	15,900	14,100	11,700			130
135	61.0	233.9	18,000	16,500	13,400	11,200	64.0	232.4	17,700	15,700	14,100	11,700			135
140	59.7	231.0	17,800	16,200	13,300	11,200	62.7	229.4	17,400	15,500	13,900	11,700			140
145	58.4	227.9	17,300	15,900	13,300	11,200	61.4	226.3	17,200	15,200	13,800	11,700			145
150	57.1	224.7	16,100	15,000	13,300	11,200	60.1	223.1	16,900	15,100	13,500	11,700			150
155	55.7	221.2	15,000	14,000	13,100	11,100	58.7	219.6	16,100	14,900	13,400	11,700			155
160	54.4	217.7	13,900	13,000	12,200	11,100	57.4	216.0	15,000	14,000	13,100	11,700			160
170	51.6	209.9	12,100	11,300	10,500	9,800	54.6	208.2	13,000	12,200	11,400	10,600			170
180	48.7	201.4	10,400	9,700	9,000	8,400	51.6	199.6	11,200	10,500	9,800	9,200			180
190	45.6	191.9	8,900	8,300	7,700	7,200	48.6	190.0	9,700	9,000	8,400	7,800			190
200	42.4	181.3	7,600	7,000	6,500	6,000	45.3	179.3	8,200	7,700	7,200	6,600			200
210	39.0	169.3	6,400	5,900	5,500	5,000	41.8	167.2	7,000	6,500	6,000	5,500			210
220	35.3	155.8	5,300	4,900	4,500	4,100	38.1	153.4	5,800	5,400	4,900	4,500			220
225	33.3	148.3	4,800	4,400	4,000		36.1	145.8	5,200	4,800	4,400	4,100			225
230	31.2	140.1	4,300				33.9	137.5	4,700	4,300	4,000				230
235							31.6	128.4	4,200						235

MLC250 S-1



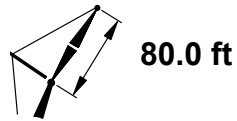
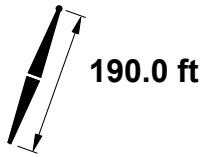
		25°					
		149,600 lb + 0 lb					
ft	°	ft	0° lb	1° lb	2° lb	3° lb	ft
50							50
55							55
60							60
65							65
70							70
75							75
80	80.5	252.4	19,200				80
85	79.3	250.8	18,900	16,600			85
90	78.1	249.1	18,600	16,400	14,400		90
95	76.9	247.3	18,400	16,300	14,400	12,000	95
100	75.7	245.4	18,200	16,000	14,400	12,000	100
105	74.5	243.4	17,900	15,800	14,300	12,000	105
110	73.3	241.2	17,400	15,700	14,100	12,000	110
115	72.1	238.9	16,900	15,500	14,000	12,000	115
120	70.8	236.5	16,400	15,300	13,900	12,000	120
125	69.6	233.9	16,000	15,200	13,700	12,000	125
130	68.3	231.2	15,500	15,000	13,600	12,000	130
135	67.0	228.3	15,100	14,800	13,500	12,000	135
140	65.7	225.3	14,800	14,500	13,400	12,000	140
145	64.3	222.1	14,400	14,100	13,200	12,000	145
150	63.0	218.8	14,000	13,800	13,100	12,000	150
155	61.6	215.3	13,700	13,500	13,000	11,900	155
160	60.2	211.6	13,400	13,200	12,900	11,900	160
170	57.4	203.6	12,800	12,700	12,200	11,500	170
180	54.4	194.8	12,000	11,300	10,600	9,900	180
190	51.2	184.9	10,400	9,700	9,100	8,500	190
200	47.9	173.9	8,900	8,300	7,700	7,200	200
210	44.3	161.4	7,500	7,000	6,500	6,000	210
220	40.3	147.1	6,200	5,800	5,300	4,900	220
225							225
230							230
235							235

MLC250 S-1



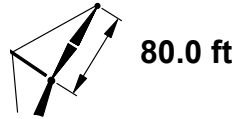
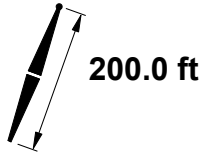
	5°							15°						
	ft	°	ft	0° lb	1° lb	2° lb	3° lb	°	ft	0° lb	1° lb	2° lb	3° lb	ft
55	80.2	273.7	23,200											55
60	79.1	272.8	23,000	17,700										60
65	78.0	271.7	23,000	17,500	14,100									65
70	77.0	270.5	22,400	17,500	14,000	11,600	80.0	269.1	22,200	17,600				70
75	75.9	269.2	22,100	17,400	14,000	11,600	78.9	267.8	21,800	17,600	14,100			75
80	74.8	267.9	21,700	17,300	13,900	11,500	77.8	266.5	21,400	17,600	14,100	11,600		80
85	73.7	266.4	21,300	17,200	13,800	11,500	76.7	265.0	21,000	17,600	14,100	11,600		85
90	72.5	264.8	21,000	17,100	13,800	11,400	75.5	263.4	20,700	17,500	14,100	11,600		90
95	71.4	263.1	20,600	17,000	13,700	11,400	74.4	261.7	20,300	17,500	14,000	11,600		95
100	70.3	261.3	20,300	17,000	13,700	11,400	73.3	259.9	20,000	17,400	14,000	11,600		100
105	69.2	259.4	19,900	16,900	13,700	11,400	72.1	257.9	19,700	17,200	14,000	11,600		105
110	68.0	257.4	19,600	16,800	13,600	11,300	71.0	255.9	19,400	16,900	14,000	11,600		110
115	66.9	255.2	19,300	16,700	13,600	11,300	69.8	253.7	19,100	16,700	14,000	11,600		115
120	65.7	252.9	18,900	16,600	13,500	11,300	68.7	251.5	18,800	16,500	14,000	11,600		120
125	64.5	250.6	18,600	16,600	13,500	11,200	67.5	249.0	18,500	16,200	14,000	11,600		125
130	63.3	248.0	18,400	16,500	13,400	11,200	66.3	246.5	18,200	16,000	14,000	11,600		130
135	62.1	245.4	18,100	16,400	13,400	11,200	65.1	243.8	17,900	15,800	14,000	11,600		135
140	60.9	242.6	17,800	16,300	13,300	11,200	63.8	241.0	17,600	15,600	14,000	11,600		140
145	59.7	239.7	16,700	15,500	13,300	11,100	62.6	238.1	17,400	15,400	13,900	11,600		145
150	58.4	236.6	15,500	14,400	13,200	11,100	61.4	235.0	16,700	15,200	13,700	11,600		150
155	57.2	233.3	14,400	13,400	12,400	11,100	60.1	231.7	15,600	14,500	13,500	11,600		155
160	55.9	230.0	13,300	12,400	11,500	10,600	58.8	228.3	14,500	13,500	12,500	11,600		160
165	54.6	226.4	12,400	11,500	10,600	9,800	57.5	224.7	13,400	12,500	11,600	10,800		165
170	53.3	222.7	11,500	10,600	9,800	9,100	56.1	221.0	12,500	11,600	10,800	10,000		170
180	50.5	214.6	9,800	9,100	8,400	7,700	53.4	212.9	10,700	9,900	9,200	8,500		180
190	47.7	205.8	8,300	7,700	7,000	6,500	50.5	203.9	9,100	8,500	7,800	7,200		190
200	44.7	195.9	7,000	6,400	5,900	5,300	47.5	194.0	7,700	7,100	6,500	6,000		200
210	41.6	185.0	5,800	5,300	4,800	4,300	44.4	183.0	6,400	5,900	5,400	4,900		210
215	39.9	179.1	5,200	4,700	4,300		42.7	176.9	5,800	5,300	4,900	4,400		215
220	38.2	172.8	4,700	4,200			41.0	170.5	5,200	4,800	4,300			220
225	36.5	166.1	4,200				39.2	163.7	4,700	4,300				225
230							37.3	156.4	4,200					230

MLC250 S-1



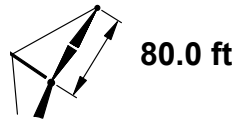
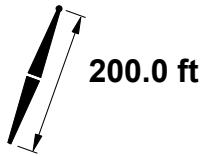
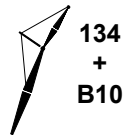
		25°					
		149,600 lb + 0 lb					
ft	°	ft	0° lb	1° lb	2° lb	3° lb	ft
55							55
60							60
65							65
70							70
75							75
80	80.9	262.7	19,300				80
85	79.7	261.2	19,000	16,700			85
90	78.6	259.6	18,700	16,400	14,300		90
95	77.5	257.9	18,400	16,300	14,300	11,900	95
100	76.3	256.0	18,300	16,100	14,300	11,900	100
105	75.2	254.1	18,000	15,900	14,300	11,900	105
110	74.0	252.0	17,700	15,800	14,200	11,900	110
115	72.8	249.8	17,200	15,600	14,000	11,900	115
120	71.6	247.5	16,700	15,400	13,900	11,900	120
125	70.4	245.0	16,300	15,300	13,800	11,900	125
130	69.2	242.5	15,800	15,100	13,700	11,900	130
135	68.0	239.7	15,400	15,000	13,600	11,900	135
140	66.7	236.9	15,100	14,800	13,400	11,900	140
145	65.5	233.9	14,700	14,400	13,300	11,900	145
150	64.2	230.7	14,300	14,100	13,200	11,900	150
155	62.9	227.4	14,000	13,800	13,100	11,900	155
160	61.6	223.9	13,700	13,500	13,000	11,900	160
165	60.2	220.3	13,400	13,200	12,600	11,700	165
170	58.9	216.4	13,100	12,600	11,700	10,900	170
180	56.1	208.1	11,600	10,800	10,000	9,300	180
190	53.1	199.0	9,900	9,200	8,500	7,900	190
200	50.0	188.8	8,400	7,800	7,200	6,600	200
210	46.8	177.4	7,000	6,500	6,000	5,400	210
215	45.0	171.2	6,400	5,900	5,400	4,900	215
220	43.2	164.6	5,700	5,300	4,800	4,400	220
225	41.4	157.5	5,100	4,700	4,300		225
230	39.4	149.9	4,600	4,200			230

MLC250 S-1



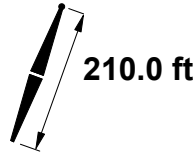
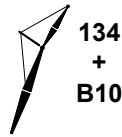
	5°							15°						
	ft	°	ft	0° lb	1° lb	2° lb	3° lb	°	ft	0° lb	1° lb	2° lb	3° lb	ft
55	80.6	283.9	23,300											55
60	79.5	283.0	22,900	17,500										60
65	78.5	281.9	22,700	17,500	13,900									65
70	77.4	280.8	22,400	17,400	13,900	11,500	80.3	279.4	22,200					70
75	76.4	279.6	22,100	17,200	13,800	11,500	79.3	278.2	21,800	17,500				75
80	75.3	278.2	21,700	17,200	13,800	11,500	78.2	276.8	21,500	17,400	14,000			80
85	74.3	276.8	21,400	17,100	13,700	11,400	77.2	275.4	21,100	17,400	14,000	11,600		85
90	73.2	275.3	21,000	17,000	13,700	11,300	76.1	273.9	20,800	17,400	14,000	11,600		90
95	72.1	273.7	20,700	16,900	13,600	11,300	75.0	272.2	20,500	17,400	14,000	11,600		95
100	71.0	271.9	20,300	16,900	13,600	11,300	73.9	270.5	20,200	17,400	14,000	11,600		100
105	69.9	270.1	20,000	16,800	13,600	11,300	72.8	268.6	19,800	17,200	13,900	11,600		105
110	68.8	268.2	19,700	16,700	13,500	11,200	71.7	266.7	19,500	17,000	13,900	11,600		110
115	67.7	266.1	19,400	16,600	13,400	11,200	70.6	264.6	19,300	16,800	13,900	11,600		115
120	66.6	263.9	19,000	16,500	13,400	11,200	69.5	262.4	19,000	16,600	13,900	11,600		120
125	65.5	261.6	18,700	16,500	13,400	11,200	68.3	260.1	18,600	16,400	13,900	11,600		125
130	64.4	259.2	18,400	16,400	13,300	11,200	67.2	257.7	18,400	16,100	13,900	11,600		130
135	63.2	256.7	18,200	16,300	13,300	11,100	66.0	255.2	18,100	15,900	13,900	11,600		135
140	62.1	254.0	17,500	16,200	13,200	11,100	64.9	252.5	17,900	15,700	13,900	11,600		140
145	60.9	251.2	16,200	15,000	13,200	11,100	63.7	249.7	17,600	15,500	13,900	11,600		145
150	59.7	248.3	15,000	13,900	12,800	11,100	62.5	246.7	16,300	15,100	13,800	11,600		150
155	58.5	245.2	13,900	12,800	11,800	10,900	61.3	243.6	15,100	14,000	13,000	11,600		155
160	57.3	242.0	12,900	11,900	10,900	10,000	60.1	240.4	14,000	13,000	12,000	11,100		160
170	54.8	235.1	11,000	10,100	9,300	8,500	57.6	233.4	12,100	11,100	10,300	9,500		170
180	52.2	227.5	9,300	8,600	7,800	7,100	55.0	225.8	10,300	9,500	8,700	8,000		180
190	49.6	219.2	7,800	7,200	6,500	5,900	52.3	217.4	8,700	8,000	7,300	6,700		190
200	46.8	210.1	6,500	5,900	5,300	4,800	49.5	208.2	7,300	6,700	6,100	5,500		200
205	45.4	205.1	5,900	5,300	4,800	4,300	48.0	203.2	6,600	6,000	5,500	4,900		205
210	43.9	199.9	5,300	4,800	4,300		46.6	197.9	6,000	5,500	4,900	4,400		210
215	42.4	194.5	4,700	4,300			45.0	192.4	5,400	4,900	4,400			215
220	40.8	188.7	4,200				43.4	186.6	4,800	4,300				220
225							41.8	180.4	4,300					225
230														230

MLC250 S-1



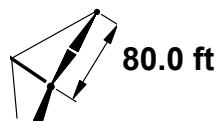
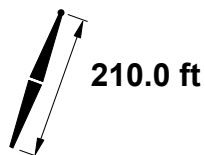
		25°					
		0°					
		1°					
		2°					
		3°					
ft	°	ft	lb	lb	lb	lb	ft
55							55
60							60
65							65
70							70
75							75
80							80
85	80.1	271.6	19,100				85
90	79.0	270.1	18,800	16,500			90
95	77.9	268.4	18,500	16,300	14,200	11,800	95
100	76.8	266.6	18,300	16,200	14,200	11,800	100
105	75.7	264.8	18,000	15,900	14,200	11,800	105
110	74.6	262.8	17,800	15,800	14,200	11,800	110
115	73.5	260.7	17,500	15,600	14,000	11,800	115
120	72.3	258.4	17,000	15,500	13,900	11,800	120
125	71.2	256.1	16,500	15,400	13,800	11,800	125
130	70.0	253.6	16,100	15,100	13,700	11,800	130
135	68.8	251.0	15,700	15,000	13,600	11,800	135
140	67.7	248.3	15,400	14,900	13,500	11,800	140
145	66.5	245.5	15,000	14,700	13,300	11,800	145
150	65.2	242.5	14,600	14,400	13,300	11,800	150
155	64.0	239.3	14,300	14,100	13,100	11,800	155
160	62.8	236.0	14,000	13,800	13,100	11,800	160
170	60.2	228.9	13,100	12,200	11,300	10,400	170
180	57.6	221.1	11,200	10,400	9,600	8,800	180
190	54.8	212.5	9,500	8,800	8,100	7,400	190
200	52.0	203.1	8,000	7,400	6,800	6,200	200
205	50.5	198.0	7,300	6,700	6,100	5,600	205
210	48.9	192.6	6,600	6,100	5,500	5,000	210
215	47.4	186.9	6,000	5,500	5,000	4,500	215
220	45.7	180.9	5,400	4,900	4,400		220
225	44.0	174.5	4,800	4,300			225
230	42.3	167.7	4,200				230

MLC250 S-1



	5°			15°			
	ft	°	ft	lb	ft	lb	
55	80.9	294.0	23,100				55
60	79.9	293.1	22,800				60
65	78.9	292.1	22,600				65
70	77.9	291.1	22,300	80.7	289.6	22,200	70
75	76.9	289.9	22,000	79.7	288.4	21,900	75
80	75.8	288.6	21,700	78.6	287.2	21,500	80
85	74.8	287.2	21,300	77.6	285.8	21,200	85
90	73.8	285.8	21,000	76.6	284.3	20,900	90
95	72.8	284.2	20,600	75.5	282.7	20,600	95
100	71.7	282.5	20,300	74.5	281.1	20,200	100
105	70.7	280.8	20,000	73.4	279.3	20,000	105
110	69.6	278.9	19,700	72.4	277.4	19,700	110
115	68.5	276.9	19,300	71.3	275.4	19,400	115
120	67.5	274.8	19,000	70.2	273.3	19,100	120
125	66.4	272.7	18,700	69.2	271.1	18,900	125
130	65.3	270.3	18,400	68.1	268.8	18,500	130
135	64.2	267.9	18,100	67.0	266.4	18,200	135
140	63.1	265.4	17,000	65.8	263.8	18,000	140
145	62.0	262.7	15,700	64.7	261.1	17,100	145
150	60.9	259.9	14,500	63.6	258.3	15,900	150
155	59.7	257.0	13,400	62.4	255.4	14,700	155
160	58.5	253.9	12,400	61.3	252.3	13,600	160
165	57.4	250.7	11,400	60.1	249.0	12,600	165
170	56.2	247.3	10,500	58.9	245.7	11,600	170
175	55.0	243.8	9,600	57.7	242.1	10,700	175
180	53.8	240.2	8,800	56.4	238.4	9,800	180
190	51.2	232.3	7,300	53.9	230.5	8,200	190
200	48.6	223.7	6,000	51.3	221.8	6,800	200
210	45.9	214.3	4,800	48.5	212.3	5,500	210
215	44.5	209.2	4,200	47.1	207.2	4,900	215
220				45.6	201.8	4,400	220
225							225

MLC250 S-1



		25°			
		0°			
ft	°	ft	lb	ft	
55				55	
60				60	
65				65	
70				70	
75				75	
80				80	
85	80.5	282.0	19,100	85	
90	79.4	280.5	18,900	90	
95	78.4	278.9	18,600	95	
100	77.3	277.2	18,400	100	
105	76.3	275.4	18,100	105	
110	75.2	273.5	17,900	110	
115	74.1	271.4	17,700	115	
120	73.0	269.3	17,300	120	
125	71.9	267.1	16,800	125	
130	70.8	264.7	16,400	130	
135	69.7	262.2	16,000	135	
140	68.5	259.6	15,600	140	
145	67.4	256.9	15,300	145	
150	66.2	254.0	14,900	150	
155	65.1	251.0	14,600	155	
160	63.9	247.9	14,300	160	
165	62.7	244.6	13,700	165	
170	61.4	241.2	12,700	170	
175	60.2	237.6	11,700	175	
180	58.9	233.8	10,800	180	
190	56.4	225.7	9,100	190	
200	53.7	216.8	7,600	200	
210	50.9	207.1	6,200	210	
215	49.4	201.8	5,600	215	
220	47.9	196.3	5,000	220	
225	46.4	190.4	4,400	225	

REFERENCE ONLY!